


BRAILSFORD CAST STONE INC.

Architectural Pre-cast Products

Coat of Arms



2011

642 West 1300 North, Springville, Utah 84663

Phone: 801-491-6272 Fax: 801-491-6273

www.brailsfordcast.com

Come see us at our beautiful showroom and plant located at:

642 West 1300 North, Springville, Utah 84663

Or visit us on line at:

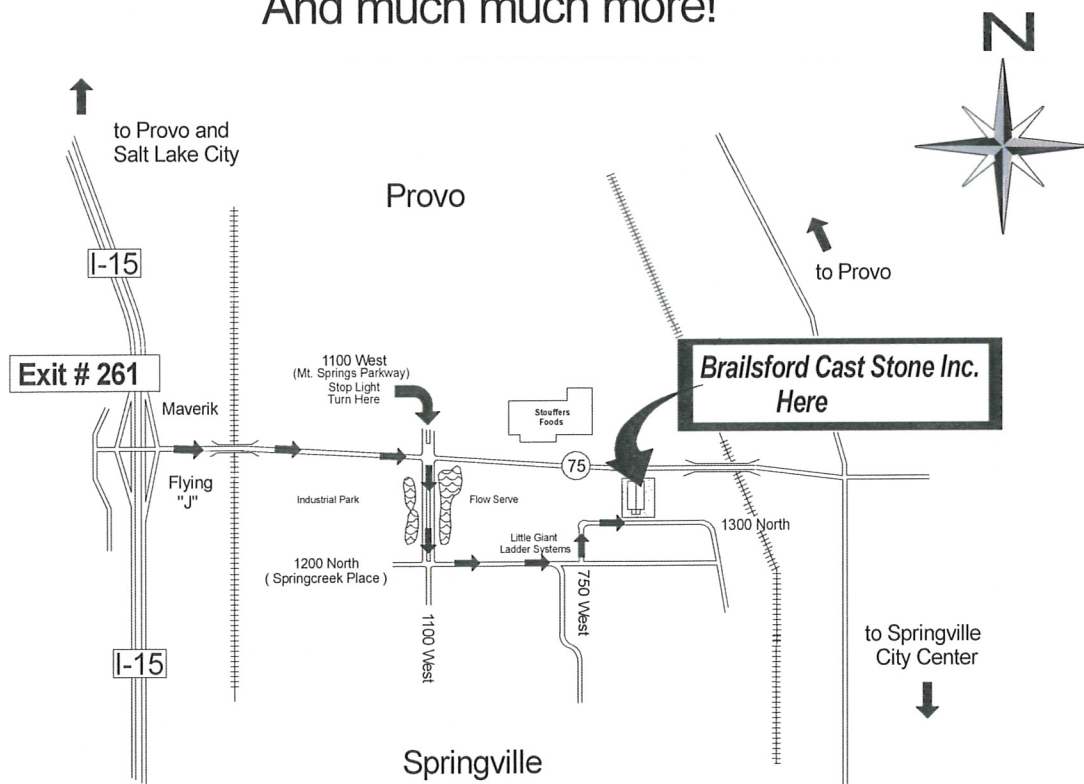
www.brailsfordcast.com

Balustrades
Caps
Columns
Fireplaces
Keystones
Pavers




Quoins
Window &
Door Trim
Sills
Signs & Logos
Custom Work

And much much more!



I-15 to No. Springville Exit # 261. East to 2nd light, (1100 west), then right, south to stop sign. (1200 North) Turn left, east (stay left at fork) to (700 West). Turn Left, North to (1300 North) right again 1/2 block on left.



BRAILSFORD CAST STONE INC.

Product Catalog
Version 2011

Copyright 2011 BCSI

BRAILSFORD CAST STONE INC.

642 West 1300 North
Springville, Utah
84663

(801) 491-6272
Fax (801) 491-6273

www.brailsfordcast.com

*Photographs by Jerry W. Brailsford Jr.
All photos and drawings remain sole property of Brailsford Cast Stone.*

The background of the page is a detailed line drawing of classical architectural elements. It features several columns with fluted shafts and ornate capitals, including one with a prominent acanthus leaf. The drawing is done in a clean, minimalist style with black lines on a white background.

Introduction

Welcome to the world of pre-cast architectural products. Pre-cast is nothing new to the construction industry. Artisans for centuries have used the craft to create beautiful and unique architectural ornamentation for some of the most magnificent structures in the world. Even though many methods and materials can be incorporated to achieve a plethora of results, the strength, look, and durability of pre-cast stone products can seldom be equaled. Brailsford Cast Stone Inc. integrates primarily concrete based products, thus promoting lower cost, greater strength, and product availability. Brailsford Cast Stone Inc. has its own in-staff team of artisans and designers capable of producing a variety of cast stone products at moderate prices. The BCSI team has a strong commitment to staying on the cutting edge and increasing our library of components. BCSI strives to integrate the most popular colors, textures and finishes to achieve a myriad of beautiful results for the architect, designer, builder or home owner. All of this combined with quality control and outside independent testing makes Brailsford Cast Stone products a superior choice. BCSI has been a family owned and operated business for many years, founded on an ethic of hard work, honesty, integrity and service. Let the Brailsford Cast Stone family be of service to you by providing a solid and lasting investment to your home, business and future.

*Sincerely,
Jerry W. Brailsford Sr.
General Manager
Brailsford Cast Stone Inc.*



TABLE OF CONTENTS

4	Introduction
6	Catalog Number and Page
7	Sales Agreement, Terms and Conditions
8	Page SECTION I General Information
8	Estimates and Orders
8	Custom Orders
8	Color
8	Textures and Finishes
9	Shipping and Delivery
9	Commercial and Restoration
9	Returns
10	Maintenance and Care
19	Page SECTION II Library of Components
20	Balustrades and Posts
25	Banding
28	Caps
29	Caps (pier)
34	Caps (wall)
41	Columns
46	Corbels
48	Crown Molding
49	Fencing
51	Fireplace Components
57	Headers
58	Keystones
61	Miscellaneous
61	Misc. (countertop, cabinet molding)
62	Misc. (address block, plaques, medallions, planters, leaves and spire)
64	Misc. (bases, capitals, countertops & wheel stops)
65	Misc. (mailbox)
66	Misc. (signs, logos and niche)
67	Misc. (stair treads, blocks)
69	Pavers and Veneers
74	Plinths
75	Quoins
78	Sills
81	Wainscot
85	Window and Door Trim
94	Page SECTION III Fireplace Drawings and Photos
99	Page SECTION IV Pictorial
108	Page SECTION V Specifications and Instructions
109	Anchoring System
110	Installation
116	Warranty

CATALOG NUMBER & PAGE

Piece	Page	Piece	Page	Piece	Page	Piece	Page	Piece	Page	Piece	Page	Piece	Page	Piece	Page	Piece	Page	Piece	Page
1000	59	1050	54	1100	60	1150	56	1200	45	1250	92	1300	24/28	1350	47	1400	25	1450	ST
1001	59	1051	54	1101	36	1151	56	1201	31	1251	54	1301	67	1351	46	1401	25	1451	ST
1002	90	1052	31	1102	60	1152	56	1202	81	1252	75	1302	-	1352	46	1402	23	1452	ST
1003	90	1053	30	1103	36	1153	56	1203	44	1253	75	1303	-	1353	-	1403	23	1453	ST
1004	63	1054	30	1104	60	1154	63	1204	45	1254	58	1304	-	1354	-	1404	23	1454	ST
1005	67	1055	30	1105	36	1155	-	1205	ST	1255	58	1305	-	1355	53/69	1405	23	1455	ST
1006	57/90	1056	29	1106	60	1156	30	1206	22	1256	58	1306	53	1356	53/69	1406	55	1456	ST
1007	52	1057	29	1107	59	1157	35	1207	ST	1257	69	1307	64	1357	87	1407	47/55	1457	ST
1008	52	1058	29	1108	82/83	1158	53/62	1208	60	1258	62	1308	58	1358	92	1408	46	1458	ST
1009	92	1059	29	1109	82	1159	85	1209	60	1259	62	1309	58	1359	74	1409	53/92	1459	ST
1010	92	1060	ST	1110	59	1160	85	1210	60	1260	39	1310	64	1360	89	1410	55	1460	-
1011	78	1061	55	1111	48	1161	46	1211	79	1261	39	1311	75	1361	89	1411	55	1461	-
1012	62	1062	63	1112	48	1162	40	1212	79	1262	39	1312	90	1362	24	1412	55	1462	-
1013	53	1063	90	1113	48	1163	40	1213	81	1263	66	1313	29	1363	71	1413	55	1463	-
1014	63/74	1064	91	1114	30	1164	40	1214	53/92	1264	66	1314	ST	1364	71	1414	47	1464	-
1015	74	1065	20	1115	21/34	1165	20/86	1215	37	1265	91	1315	ST	1365	71	1415	-	1465	-
1016	41	1066	29	1116	21	1166	67	1216	37	1266	91	1316	30	1366	-	1416	-	1466	-
1017	42	1067	75	1117	30	1167	46/53	1217	-	1267	91	1317	-	1367	-	1417	-	1467	-
1018	43	1068	75	1118	59	1168	35	1218	29	1268	91	1318	-	1368	63	1418	-	1468	-
1019	44	1069	64	1119	89	1169	59	1219	36	1269	66	1319	-	1369	-	1419	-	1469	-
1020	-	1070	60	1120	89	1170	48	1220	30	1270	62	1320	78	1370	63	1420	30	1470	-
1021	45	1071	36	1121	44	1171	48	1221	74	1271	40	1321	71	1371	62	1421	30	1471	-
1022	45	1072	34	1122	44	1172	48	1222	74	1272	40	1322	71	1372	59	1422	75	1472	-
1023	-	1073	78	1123	28	1173	24/28	1223	48	1273	40	1323	71	1373	22	1423	31	1473	-
1024	28	1074	36	1124	59	1174	76	1224	87	1274	22	1324	71	1374	22	1424	31	1474	-
1025	53	1075	36	1125	90	1175	33	1225	21	1275	66	1325	-	1375	-	1425	31	1475	-
1026	32	1076	76	1126	90	1176	33	1226	21	1276	78	1326	-	1376	-	1426	88	1476	-
1027	31	1077	44	1127	86	1177	33	1227	59	1277	78	1327	65	1377	-	1427	61	1477	-
1028	44	1078	58	1128	85	1178	28/33	1228	64/85	1278	49	1328	67	1378	57	1428	61	1478	-
1029	58	1079	58	1129	92	1179	31	1229	60	1279	24	1329	47	1379	54/88	1429	61	1479	-
1030	-	1080	58	1130	92	1180	-	1230	60	1280	24	1330	-	1380	54/88	1430	61	1480	-
1031	-	1081	58	1131	26/52	1181	28	1231	65	1281	24	1331	-	1381	34	1431	-	1481	-
1032	-	1082	58	1132	26/52	1182	30	1232	92	1282	28	1332	31	1382	34	1432	-	1482	-
1033	28	1083	58	1133	26/52	1183	-	1233	65	1283	28	1333	31	1383	34	1433	48	1483	-
1034	38	1084	29	1134	-	1184	-	1234	-	1284	93	1334	-	1384	-	1434	32	1484	-
1035	60	1085	38	1135	62	1185	81	1235	-	1285	87	1335	62	1385	-	1435	32	1485	-
1036	59	1086	60	1136	53	1186	67	1236	63	1286	93	1336	62	1386	59	1436	88	1486	-
1037	59	1087	63	1137	87	1187	67	1237	63	1287	93	1337	79	1387	71	1437	88	1487	-
1038	38/58	1088	38	1138	32	1188	67	1238	63	1288	79	1338	79	1388	86	1438	88	1488	-
1039	64	1089	78/88	1139	-	1189	78	1239	49	1289	78	1339	79	1389	89	1439	32	1489	-
1040	-	1090	88	1140	52/69	1190	64	1240	49	1290	78	1340	62	1390	46	1440	91	1490	-
1041	28	1091	88	1141	26/93	1191	39	1241	49	1291	22	1341	62	1391	35	1441	91	1491	-
1042	63	1092	21/34	1142	93	1192	39	1242	49	1292	23	1342	55/71	1392	35	1442	91	1492	-
1043	47	1093	21	1143	59	1193	39	1243	48	1293	23	1343	-	1393	26/78	1443	87	1493	-
1044	44	1094	60	1144	29	1194	-	1244	49	1294	53/91	1344	-	1394	26/78	1444	87	1494	-
1045	75	1095	35	1145	-	1195	72	1245	49	1295	23	1345	79	1395	26	1445	87	1495	-
1046	75	1096	35	1146	75	1196	72	1246	20	1296	23	1346	79	1396	26	1446	-	1496	-
1047	28	1097	21	1147	21/34	1197	81	1247	20	1297	85	1347	-	1397	78	1447	32	1497	-
1048	64	1098	21	1148	21	1198	45	1248	29	1298	63	1348	-	1398	78	1448	-	1498	-
1049	90	1099	30	1149	56	1199	45	1249	29	1299	79	1349	46	1399	-	1449	32	1499	-

ST= see Statuary Book

Note = 1500 series, see statuary book

Brailsford Cast Stone

Sales Agreement

1. Sales: Brailsford Cast Stone Inc. (hereinafter "Seller") agrees to sell and Purchaser agrees to purchase the products, goods and/or materials more specifically listed herein. All sales are final and are not subject to offset or retainage by Purchaser. Seller liability is limited to the value of goods sold.
2. Deposits: On all orders of less than \$500, payment is due at the time the order is placed. On orders over \$500, half of the entire purchase price (50%) is due at the time the order is placed. Work will not be initiated until either full payment or a deposit has been received. The balance, if any, of the purchase price is due on or before delivery. Purchaser shall be responsible for applicable taxes.
3. Cancellation/Modification of Orders: Prior to manufacture of the concrete product, cancellation or modification of an order is at the discretion of Seller. After manufacture of the concrete product, cancellation or modification will not be permitted.
4. Payment Terms: At its sole option, Seller may make delivery of the product and allow Purchaser to make subsequent payment. If such payment arrangements are authorized by Seller, Purchaser shall make payment no later than thirty (30) days after delivery. Any unpaid balance after this date will be subject to a finance charge (interest) at the highest legal rate. A service charge of \$30. will also be applied for any returned check. Invoices remaining unpaid after sixty (60) days will be subject to a credit hold and mechanics liens filed. Invoices remaining unpaid after ninety (90) days will be referred for collection. In such event, Purchaser agrees to pay all costs of collection, interest, legal fees and court costs. .
5. Pick-up and Delivery: Purchaser agrees to pick up the goods or merchandise or to accept delivery within five (5) business days of completion of the order. If goods are not picked-up or delivered, Purchaser may be charged a reasonable storage fee. Although delivery receipts are provided, Seller will not obligate itself to obtain Purchaser's signature on the receipt. Seller will not deliver to, or be held liable for damage to personal property within the curb or property line. If delivery is specifically requested within the personal property line, liability for damages rests with the person or entity requesting such delivery.
6. Delays: Seller shall not be responsible for delays not within its control (i.e., weather conditions, measurements, striking workers, inaccessible materials).
7. Title: Title to the goods and/or materials subject to this Agreement shall remain with the Seller until such time as the full purchase price has been paid. Purchaser shall be responsible for any damage to the goods or merchandise after delivery and until such time as full payment is made. Seller reserves the right to enter premises, wherein the goods or materials are located, and reclaim the same without notice or liability to Purchaser. Purchaser also agrees not to remove goods or materials from the respective job site.
8. Estimates: Deliveries of goods and materials are often made in estimated numbers. Estimated numbers of products are just that the number of products may vary. Seller shall be responsible to provide the number of products actually ordered. Buyer shall be responsible to pay for the same.
9. Installation: Seller is not in the business of installing its product. Installation pursuant to state and federal laws is the sole responsibility of the Purchaser. Seller shall not be liable or responsible for inaccurate or incomplete installation of any goods/materials or for any aspect of product after installation.
10. Returns: Special ordered merchandise may not be returned. Stock items may be returned if in resale able condition, if accompanied by the original receipt, and if accessible for pickup. All such returns will be subject to a 25% restocking fee. A pick-up charge may also apply.
11. Product Limitations: Purchaser acknowledges that variations of color, texture, and distortion are inherent in all concrete products and that individual products will vary/in addition concrete products are brittle by nature. Chippage and cracking may occasionally occur in manufacturing, shipping, delivery, and installation situations. Precast units come in standard lengths and may require field cutting.
12. Miscellaneous: Claims for shortages must be submitted within five (5) days of delivery. Claims for damage adjustments must be made within twenty-one (21) days of delivery. Custom models and molds remain the property of Seller. Purchaser acknowledges that exterior concrete must be sealed and holds Seller harmless from claim involving unsealed material.
13. Third Parties: Purchaser agrees to hold Seller harmless from claims of all third parties resulting from the use of products after incorporation into a structure and to further indemnify Seller for any such claim.
14. Structural Design: Seller is not responsible for determining the structural capability or suitability of product for any use. Purchaser is responsible for obtaining appropriate engineering analysis to determine structure feasibility or suitability of products for their intended use.
15. Ancillary Agreements: This Agreement constitutes the entire agreement of the parties and negates any prior oral or written agreements. Any modification of this Agreement will also be in writing.

General Information

SECTION I

SECTION I

General Information

Estimates and Orders.

Brailsford Cast Stone Inc. provides free estimates to interested clients and will also provide qualified personnel to answer your question. May we suggest bringing your drawings and plans to our showroom to consult with a salesperson, insuring correctness and quality.

Except for pre-qualified accounts, a 50% deposit will be required on all sales before work can begin. A written completion date will be given at the time of sale and will vary depending on BCSI's workload.

Custom Orders

A strong point of Brailsford Cast Stone Inc. is our ability to adapt to the creative ideas of the customer. Our experienced design team will assist you in designing your parts to desired specifications, which may include shop drawings. We are committed to completing your project in a smooth and timely fashion.

We recommend that you:

- 1) Plan and allow ample time for your custom design.
- 2) Maintain some flexibility in the design of custom components.
- 3) Clearly indicate all custom pieces in your plans and drawings.

Note: Brailsford Cast Stone Inc. reserves the right to ownership of all models and molds.

See terms and conditions.

Color

Coloring concrete is a great way to enhance the beauty of your project and match your concrete to it's surroundings. BCSI has many popular colors to choose from. BCSI integrates color tints right into the wet mix for consistent color throughout. Coloring and custom coloring can be difficult and often involves a lot of waste as well as sample pouring and testing. For this reason, coloring will, in most cases, constitute an additional charge ranging from 20 - 30%.

Textures and Finishes

Brailsford's pre-cast is available in several textures and finishes. These textures can provide results rivaling old world stone, limestone and distressed finishes. These are achieved through color, sandblasting, chemicals, mix and aggregates. Other finishes may include staining, painting, enhancing or acid etching. These finishes are limited and may require outside artisans and craftsman.

Shipping and Delivery

Delivery of product will take place within a day or two of completion of order. In most cases it will be palletized and shrink wrapped to protect your product from the elements and breakage. Please inspect your order carefully against chipping or damage. Arrangments should be made as to where your product should be placed at the job sight. Shipping may involve independent carriers and related cost will be passed on to responsible parties.

Commercial and Restoration

See Terms and Conditions.

Brailsford Cast Stone Inc. specializes in commercial applications. We can assist in designing your custom components to exacting needs. See Custom Orders in this section. We can work closely with the architect or designer, plus provide shop drawings and samples as requested or indicated on the bid.

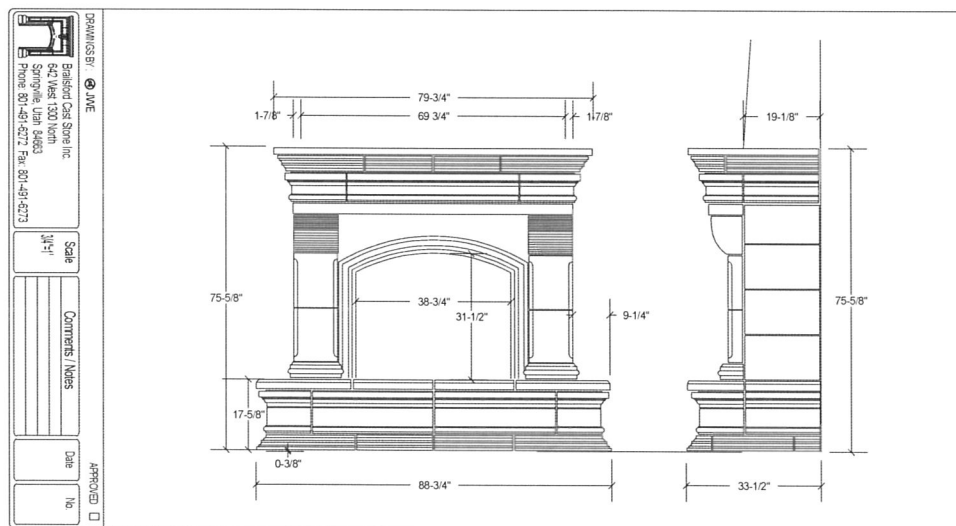
We welcome bids for restorations. Replacing the old with the new can be tricky but BCSI's experienced team is very capable of matching form, color and texture. There may be some limitations involved with trying to match existing components.

Returns

There will be a 25% restocking fee on all items returned. There will be no refunds on damaged, colored, custom colored or textured items. Shipping cost will be assessed to buyer.

See Sales Agreement/Terms and Conditions

Note: Brailsford Cast Stone Inc. will provide detailed shop drawings for your custom designs for a set fee. This payment is due before drawings can be started and will be applied towards your purchase. It is non-refundable otherwise.



Installation

Brailsford Cast Stone Inc. does not install its precast products but can work closely with you providing recommendations to its customers. We are happy to answer your questions and address your concerns. Call area code 801-491-6272 and ask for a salesperson.

For general instruction and specification for product installation see section V of this catalog. (pages 108-115)

Maintenance and Care

Proper care and maintenance is essential for your concrete components, especially in areas where the concrete is exposed directly to the elements or where it is placed near man-made hazards such as sprinklers, down spouts, chemicals and fertilizers or extremes, such as hot and cold or polutinous areas. You can be assured that your concrete products will last for years if properly maintained. We recommend the following:

1) Waterproof upon completion of installation. The recommended sealer may vary according to applications. For example, you may consider an oil-based sealer in an area where it is constantly exposed to water, oils, dirt or chemicals or where the concrete must regularly be cleaned or hosed, but for most applications, premium water-based sealers are recommended.

2) Seal once a year for the life of your concrete or more often in areas of concern.

3) Annually inspect your concrete for cracks, holes or areas where water could seep in and cause corrosion or freeze-thaw damage. Caulk or fill these areas to extend the life of your concrete.

4) If a concrete component is damaged prior to installation, do not install but return to BCSI for replacement.

Brailsford cast stone uses water-based sealers in most of it's applications. Check for availability. For more information on product and availability contact:

Brailsford Cast Stone Inc.
642 West 1300 North
Springville, Utah 84663
Phone: (801) 491-6272

www.Brailsfordcast.com

Note: Brailsford Cast Stone Inc. has an a on going process of adding and revising parts. Therefore, dimensions may change without notice to customers and measurements may not be exact. Please call for verification.



Without exception, Jerry W. Brailsford owner/operator of Brailsford Cast Stone Inc. is one of the finest sculptors in our region. His unique and unparalleled approach to sculpting has earned him deserving acclaim. His experience in the rare craft of custom Brick Carving has spilled over into the craft of architectural precast and design. Moreover, Jerry W. Brailsford oversees his company with the same artistic approach. No doubt, Brailsford Cast Stone is destined to become one of the finest custom precast companies in the U.S.

FOR WATER FEATURES AND STATUARY SEE GARDEN CATALOG














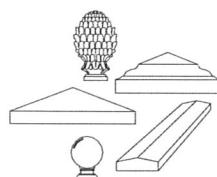

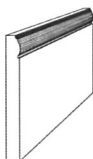
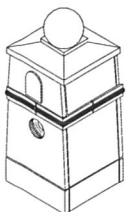

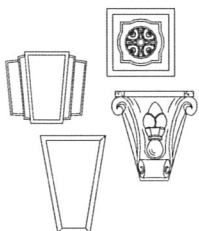
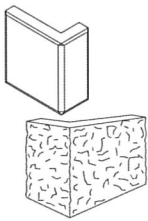

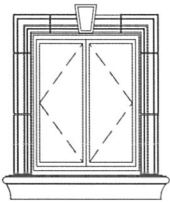


Library of components

SECTION

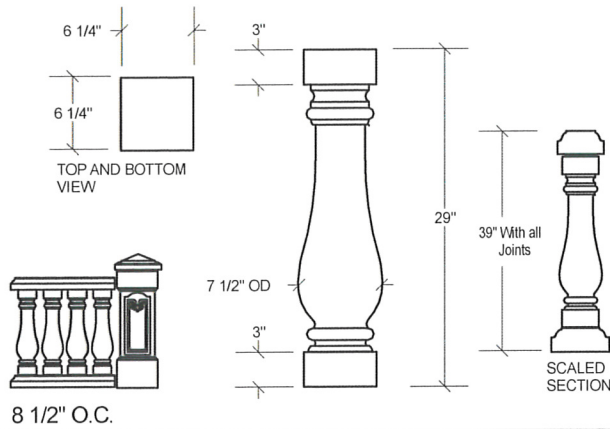


SECTION II

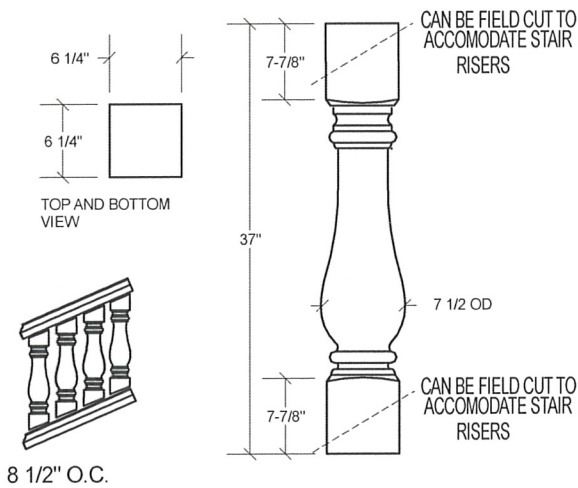


BALUSTRADES

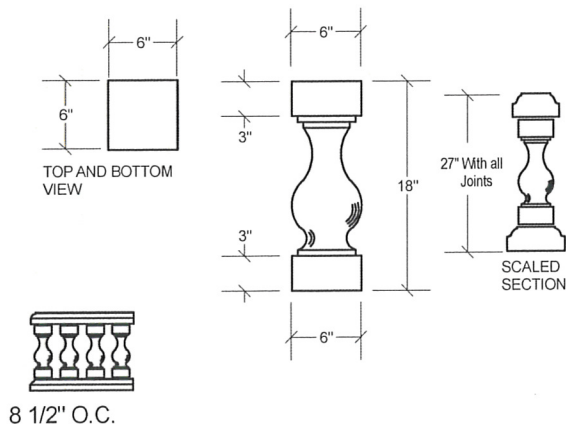
1246 BALUSTRADE POST



1247 BALUSTRADE STAIR POST



1065 18\" BALUSTRADE TRADITION POST



<p>1092 TOP RAIL 90 DEGREE</p>	<p>1115 34" TOP RAIL</p>	<p>BALUSTRADES</p> <p>1116 34" BOTTOM RAIL</p>
<p>1093 BOTTOM RAIL 90 DEGREE</p>	<p>1115 34" TOP RAIL</p>	
<p>1147 TOP RAIL TERMINAL END</p>	<p>1148 BOTTOM RAIL TERMINAL END</p>	<p>1097 TOP RAIL 45</p>
<p>1098 BOTTOM RAIL 45°</p>	<p>1225 TOP RAIL RADIUS</p>	<p>1226 BOTTOM RAIL RADIUS</p>



Brailsford Cast Stone Inc.
642 West 1300 North
Springville, Utah 84663

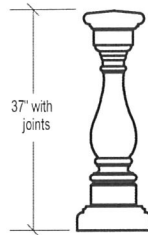
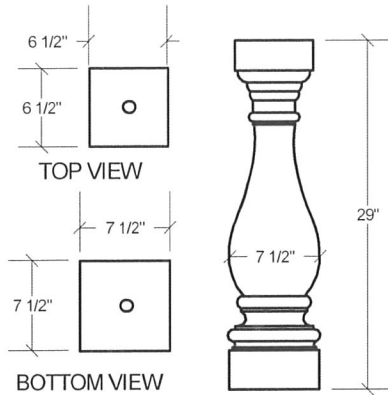
Phone: 801-491-6272
Fax: 801-491-6273
www.brailsfordcast.com

Comments

BALUSTRADES

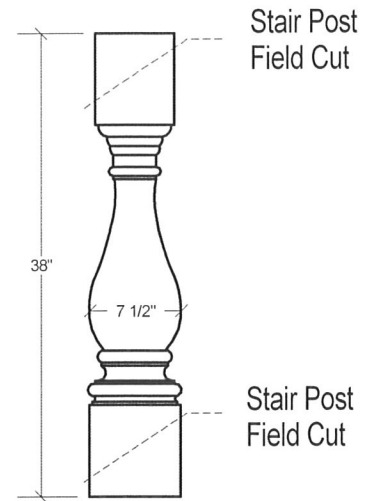
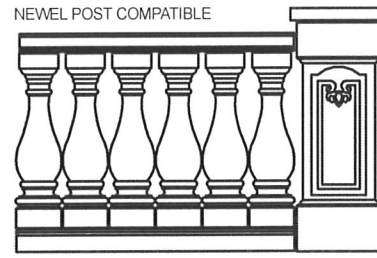
1374 Stair Post 1291 Series

1291 POST

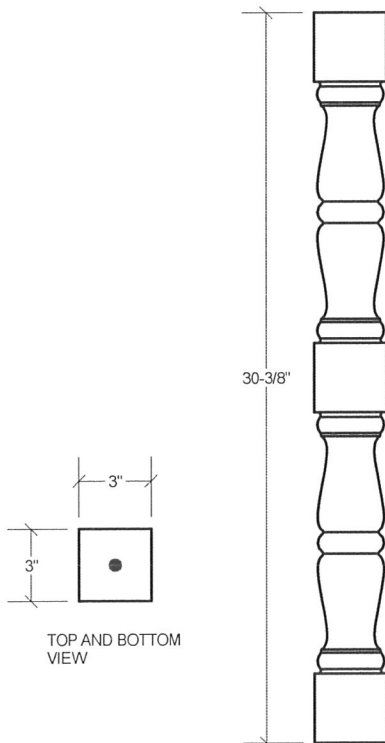


USE WITH THE 1292 AND 1293
TOP AND BOTTOM RAIL


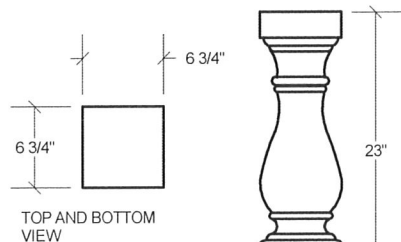
NEWEL POST COMPATIBLE



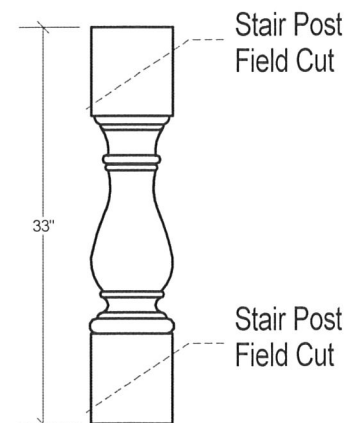
1274 30-3/8" BALUSTRADE THIN POST



1206 23" BALUSTRADE POST

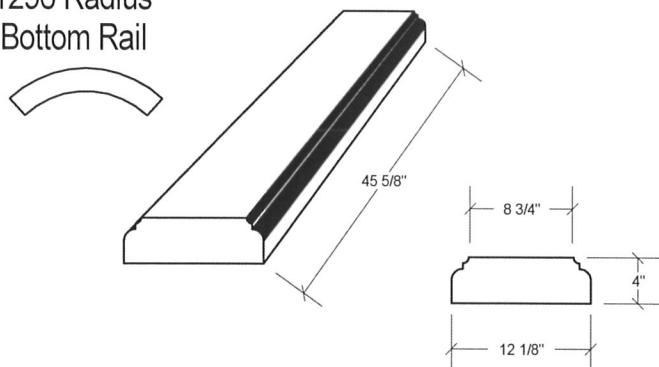


1373 Stair Post 1206 Series



1293 BOTTOM RAIL

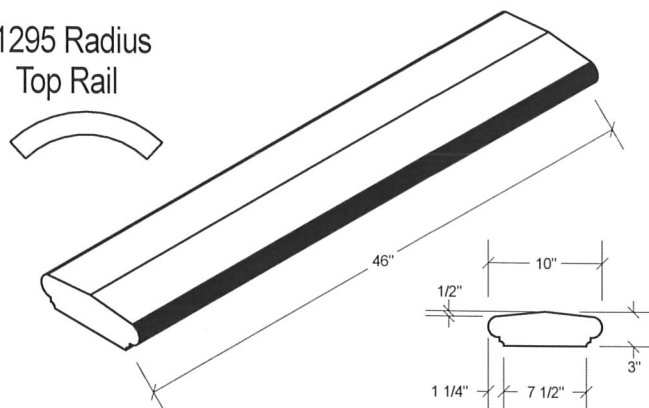
1296 Radius
Bottom Rail



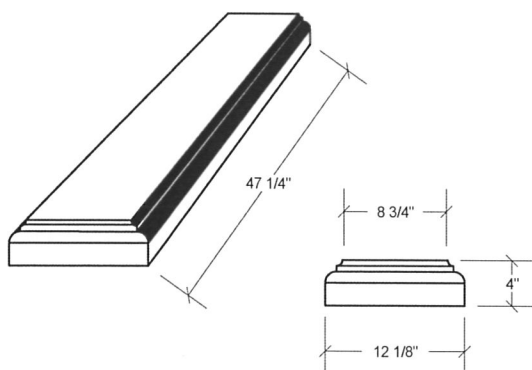
BALUSTRADES

1292 TOP RAIL W/ BULLNOSE

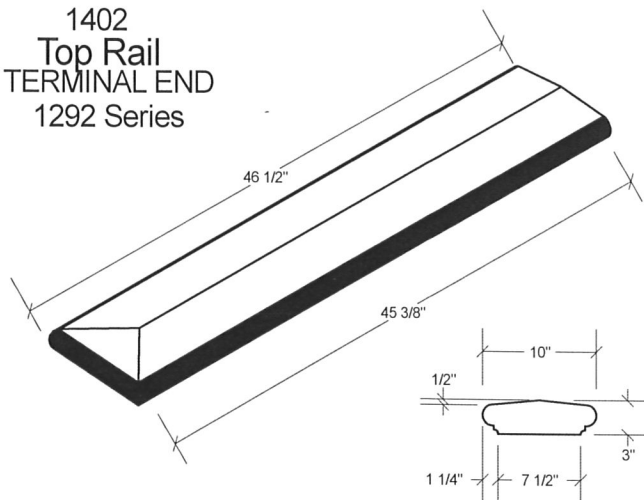
1295 Radius
Top Rail



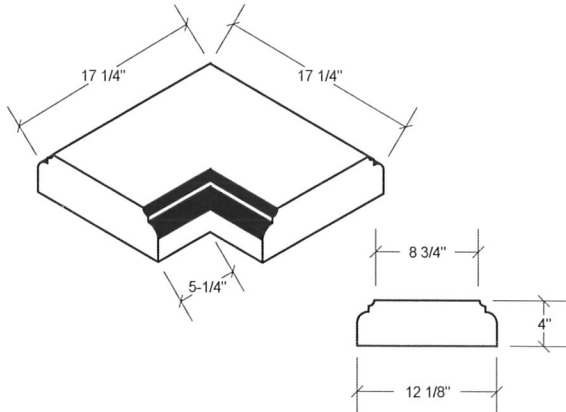
1404
The 1293 Series
Bottom Rail Terminal End



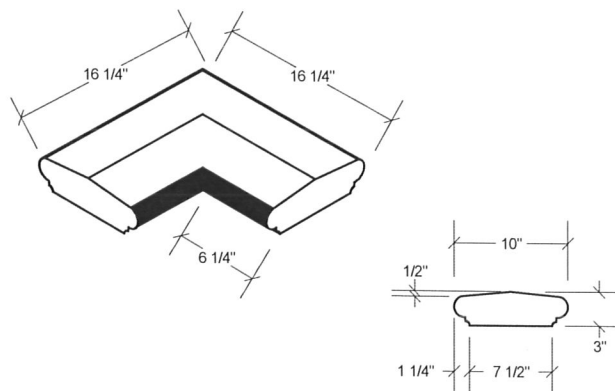
1402
Top Rail
TERMINAL END
1292 Series



1405
The 1293 Series
90° CORNER



1403
90 CORNER
1292 Series

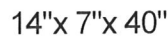


Brailsford Cast Stone Inc.
642 West 1300 North
Springville, Utah 84663

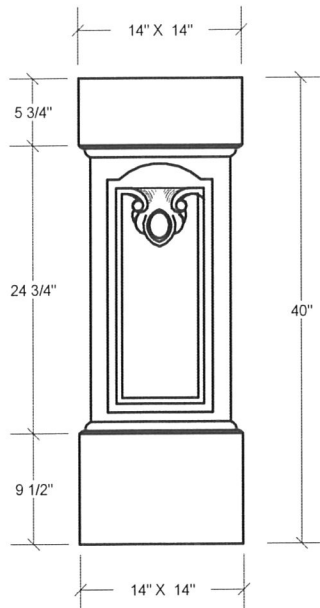
Phone: 801-491-6272
Fax: 801-491-6273
www.brailsfordcast.com

Comments

1281 1/2 SECTION
LESS OVAL DESIGN



1280 4-Side Post
1279 1/2 Section



RESIDENTIAL DESIGN

TOP VIEW
1/2 SIZE
1281 1/2 SECTION



TOP VIEW
1280 4-SIDE POST



CAT.



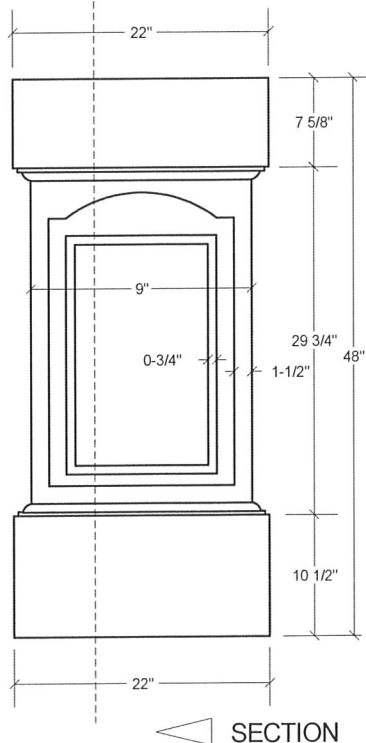
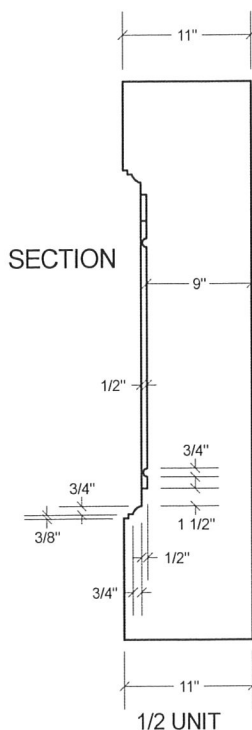

1057



1058

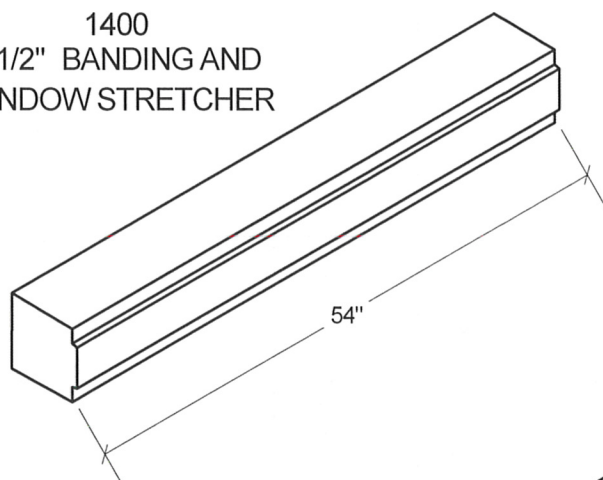


1144

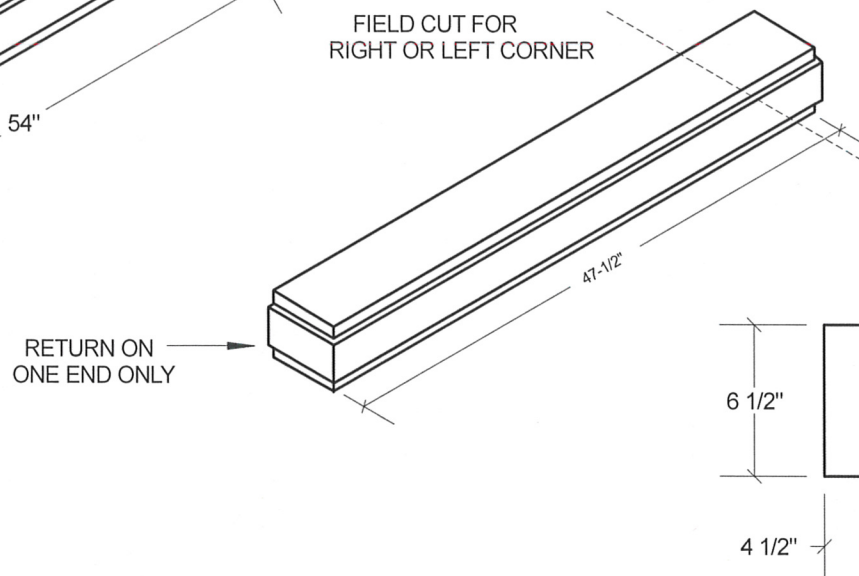


BANDING

1400
6 1/2" BANDING AND
WINDOW STRETCHER



1401
TERMINAL END
6 1/2" BANDING



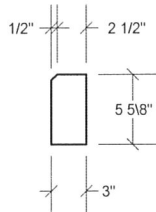
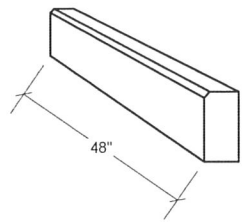
Brailsford Cast Stone Inc.
642 West 1300 North
Springville, Utah 84663

Phone: 801-491-6272
Fax: 801-491-6273
www.brailsfordcast.com

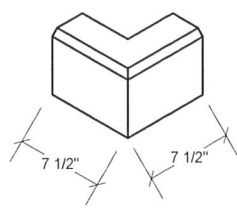
Comments

BANDING

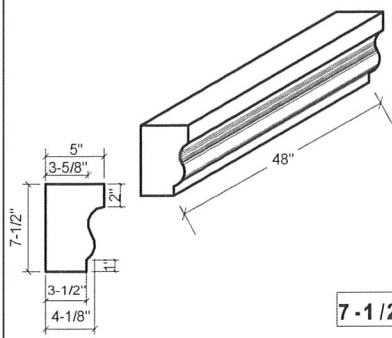
**1395
BASEBOARD**



**1396
CORNER**

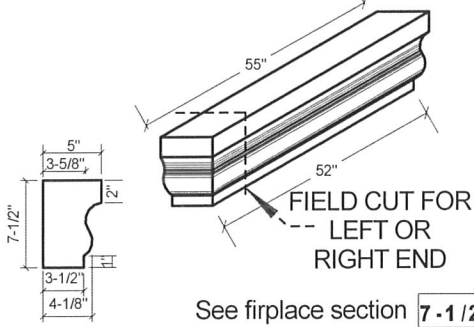


**1131 STRETCHER
(1131 SERIES)**



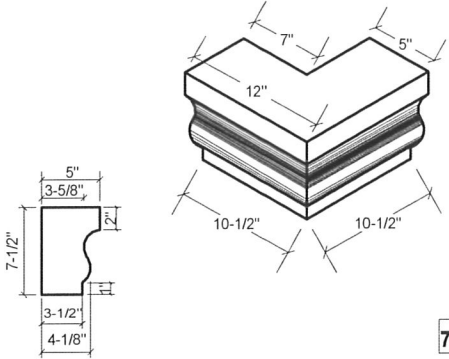
7-1/2"

**1132
DOUBLE END CORNER
(1131 SERIES)**



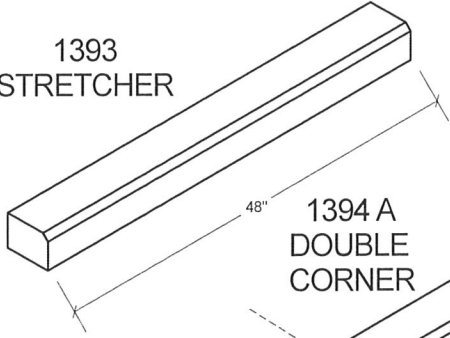
See fireplace section **7-1/2"**

**1133 CORNER
(1131 SERIES)**

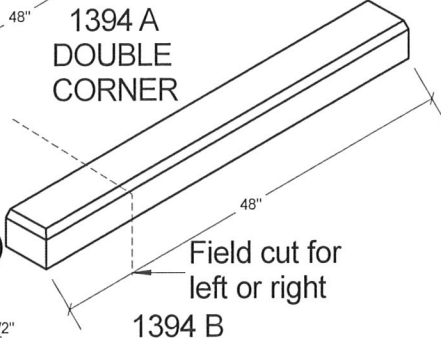


7-1/2"

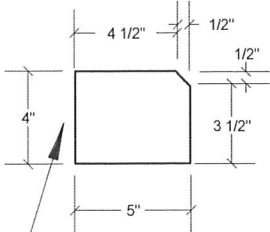
**1393
STRETCHER**



**1394 A
DOUBLE
CORNER**

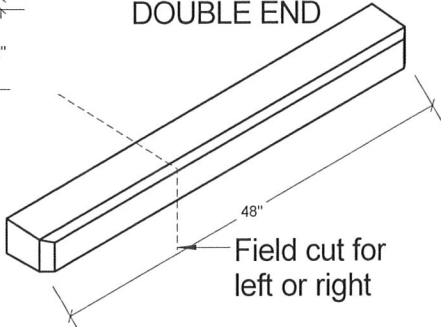


(WATER TABLE)

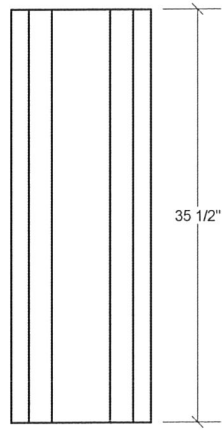


Pour Side

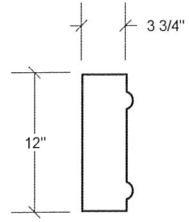
**1394 B
DOUBLE END**




**1141 TRIM
AS BANDING**



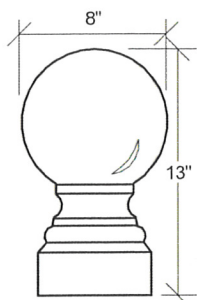
**SEE ALSO
1142 FACE CORNER
1284 RADIUS
1286 END CORNER
1287 TERMINAL END**






CAPS (ball & misc)

1173 8" BALL



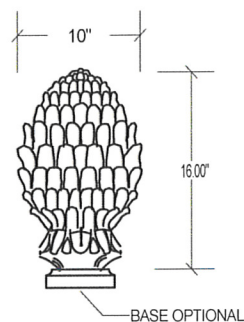
1181 ARTICHOKE



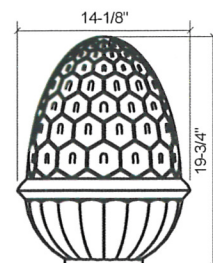
1552 PINEAPPLE



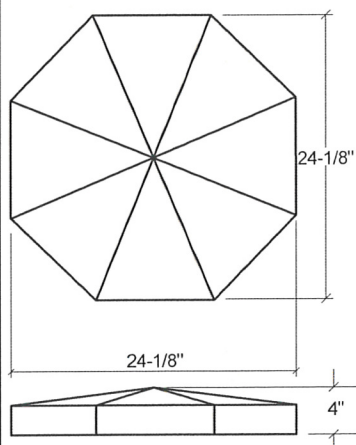
1300 LARGE PINECONE



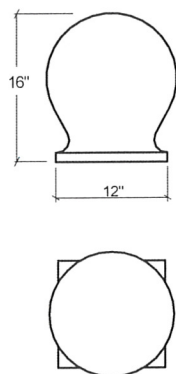
1178 CAP PIER ACORN
BERKSHIRE
(1177 SERIES)



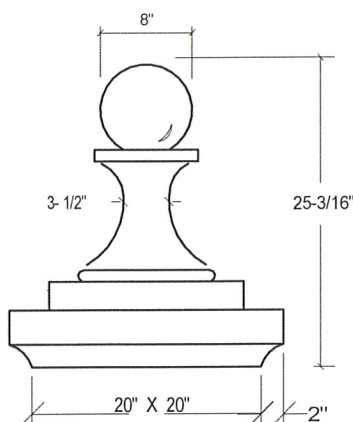
1123 OCTAGON PIER CAP



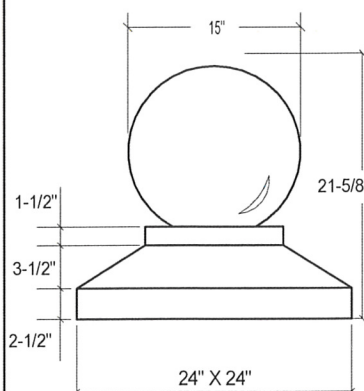
1282 CAP WITH BALL



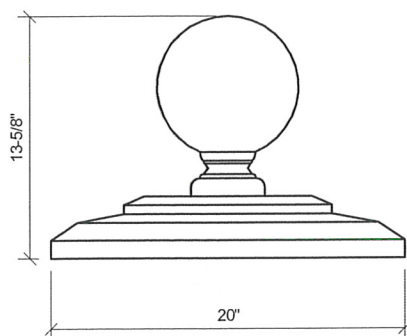
1047 BALL CAP PAWN



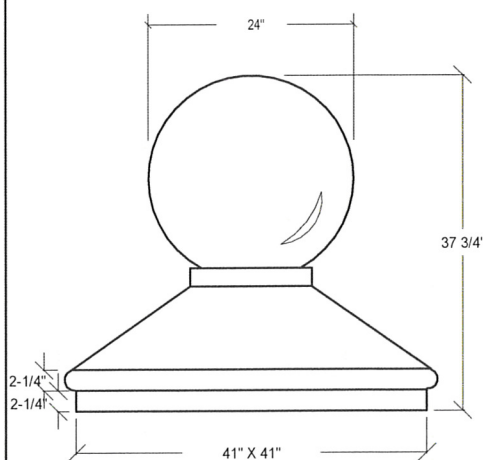
1024 BALL CAP



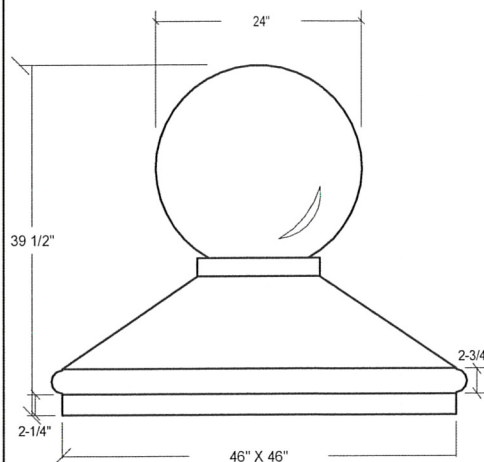
1283 CAP WITH BALL



1041 LARGE BALL CAP



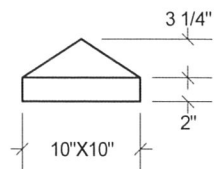
1033 LARGE BALL CAP



(Pier Caps) CAPS

10"

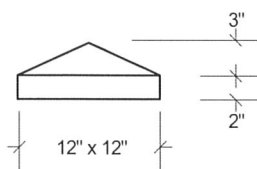
1084 PIER CAP



TOP VIEW
1/2 SCALE

12"

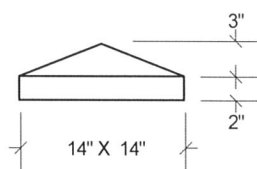
1218 PIER CAP



TOP VIEW
1/2 SCALE

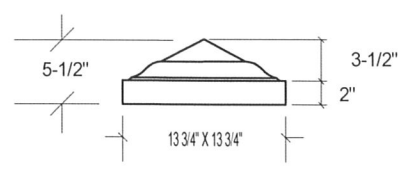
14"

1059 PIER CAP



TOP VIEW
1/2 SCALE

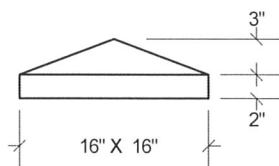
1248 FANCY CAP



TOP VIEW
1/2 SCALE

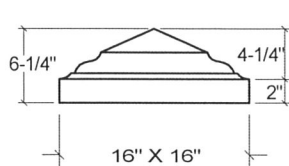
16"

1057 PIER CAP



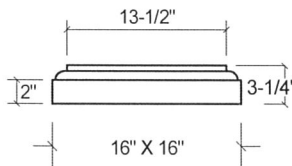
TOP VIEW
1/2 SCALE

1058 FANCY CAP



TOP VIEW
1/2 SCALE

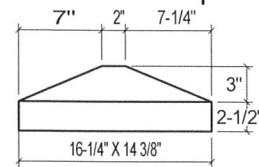
1144 PIER CAP



TOP VIEW
1/2 SCALE

16 - 1/4"

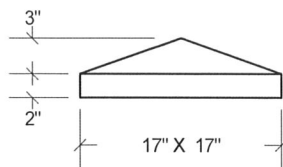
1313 Pier Cap



TOP VIEW
1/2 SCALE

17"

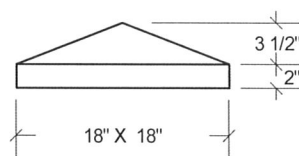
1249 Pier Cap



TOP VIEW
1/2 SCALE

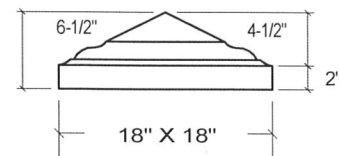
18"

1056 PIER CAP



TOP VIEW
1/2 SCALE

1066 FANCY CAP



TOP VIEW
1/2 SCALE



Brailsford Cast Stone Inc.
642 West 1300 North
Springville, Utah 84663

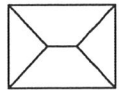
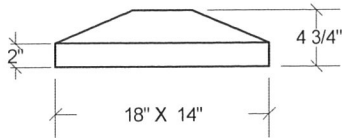
Phone: 801-491-6272
Fax: 801-491-6273
www.brailsfordcast.com

Comments

(Pier Caps) CAPS

18" X 14"

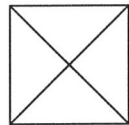
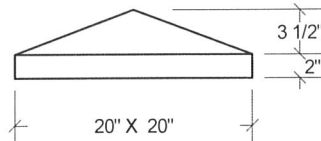
1182
RECTANGULAR PIER CAP



TOP VIEW
1/2 SCALE

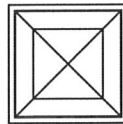
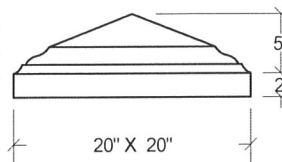
20"

1055
PIER CAP



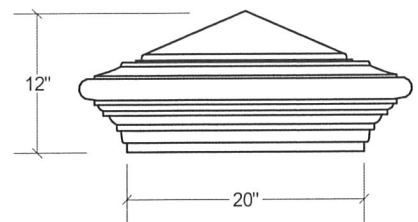
TOP VIEW
1/2 SCALE

1099
FANCY CAP



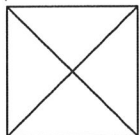
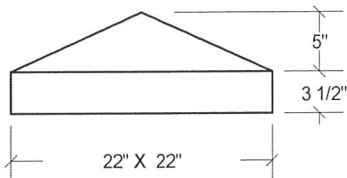
TOP VIEW
1/2 SCALE

1420
ELEGANT CAP



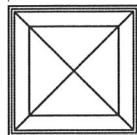
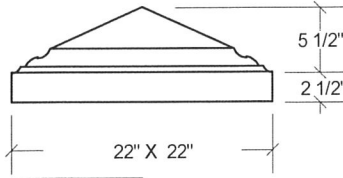
1054
PIER CAPS

22"



TOP VIEW
1/2 SIZE

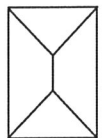
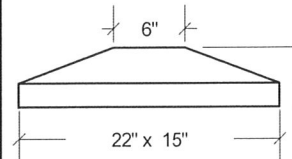
1114
FANCY CAP



TOP VIEW
1/2 SIZE

22" X 15"

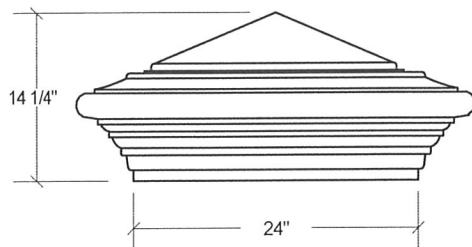
1316 RECTANGULAR CAP



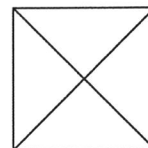
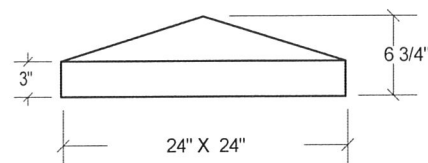
TOP VIEW
1/2 SCALE

24"

1421
ELEGANT CAP

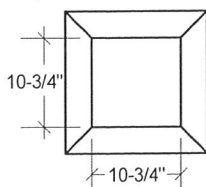
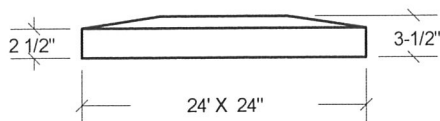


1053 24" PIER CAP



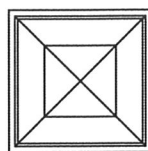
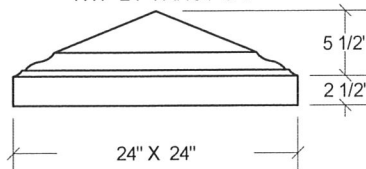
TOP VIEW
1/2 SIZE

1220 24" PIER CAP



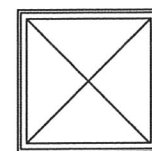
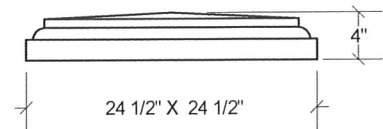
TOP VIEW
1/2 SIZE

1117 24" FANCY CAP



TOP VIEW
1/2 SIZE

1156 PIER CAP



TOP VIEW
1/2 SIZE

PIER CAPS AVAILABLE WITH HOLE

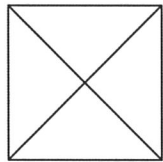
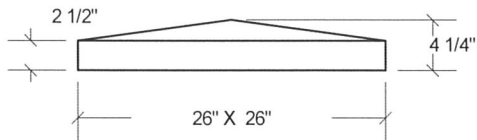


PIER CAPS AVAILABLE WITH HOLE

26"

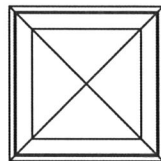
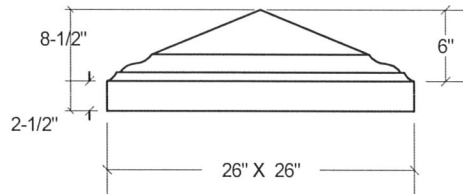
(pier caps) CAPS

1179 PIER CAP



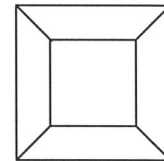
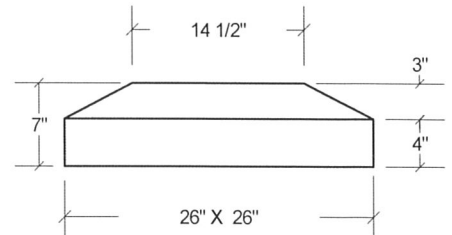
TOP VIEW
1/2 SCALE

1332 FANCY PIER



TOP VIEW
1/2 SCALE

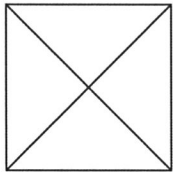
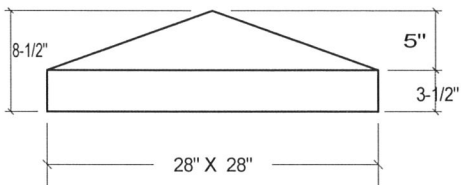
1201 PIER CAP



TOP VIEW
1/2 SCALE

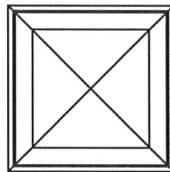
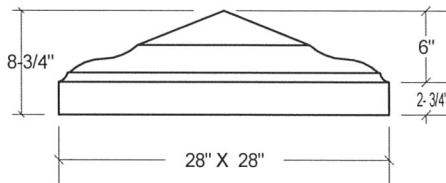
28"

1027 PLAIN PIER CAP



TOP VIEW
1/2 SCALE

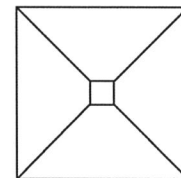
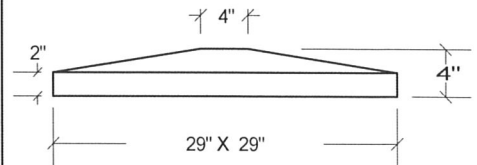
1333 FANCY CAP



TOP VIEW
1/2 SCALE

29"

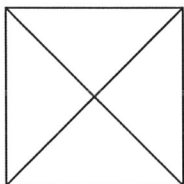
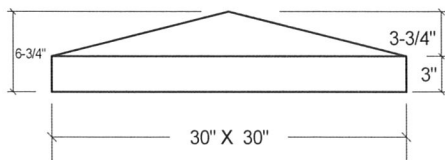
1052 29" PIER CAP



TOP VIEW
1/2 SCALE

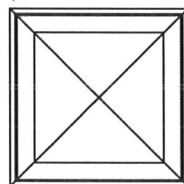
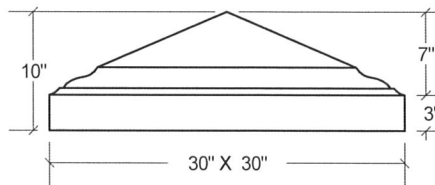
30"

1423 PLAIN PIER CAP



TOP VIEW
1/2 SCALE

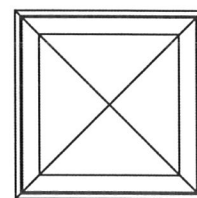
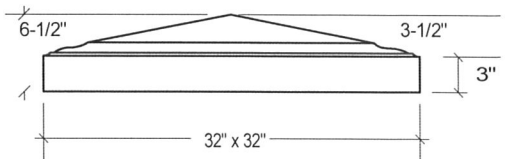
1424 FANCY PIER CAP



TOP VIEW
1/2 SCALE

32"

1425 FANCY PIER CAP



TOP VIEW
1/2 SCALE



Brailsford Cast Stone Inc.
642 West 1300 North
Springville, Utah 84663

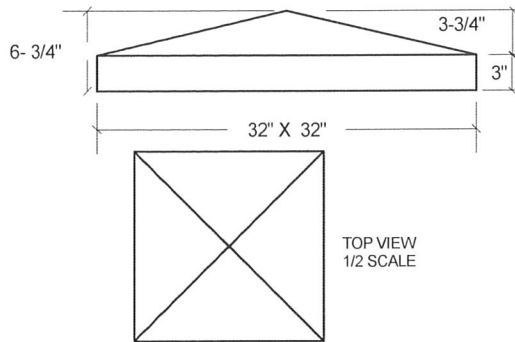
Phone: 801-491-6272
Fax: 801-491-6273
www.brailsfordcast.com

Comments

(pier caps) CAPS

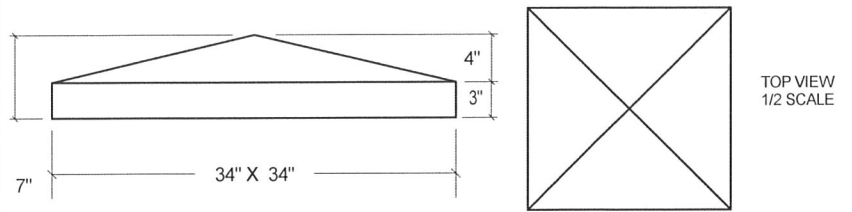
32"

1026 PLAIN PIER CAP



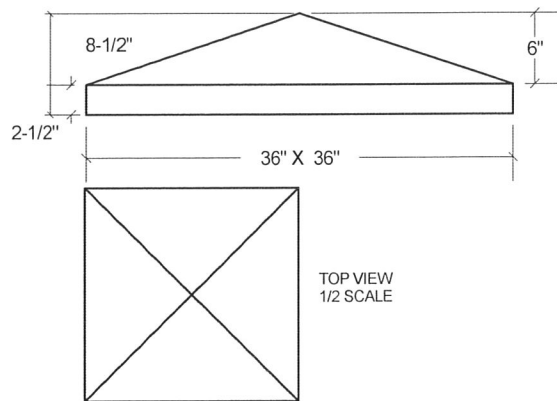
34"

1434 PLAIN PIER CAP

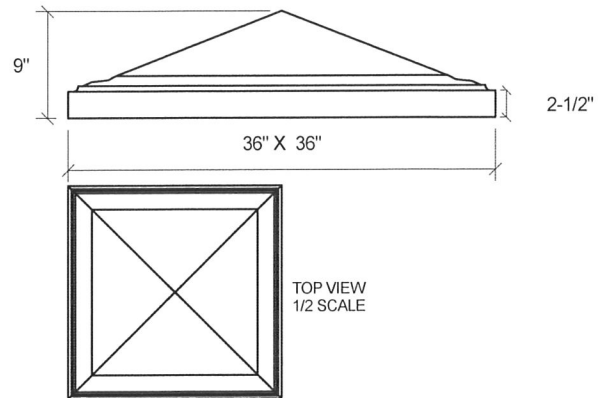


1435 PLAIN PIER CAP

36"

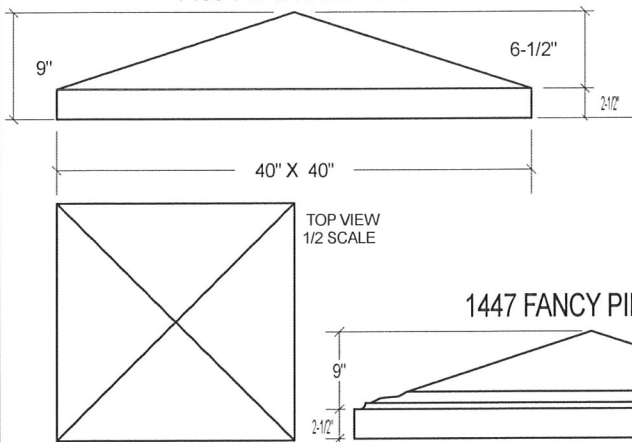


1449 FANCY PIER CAP

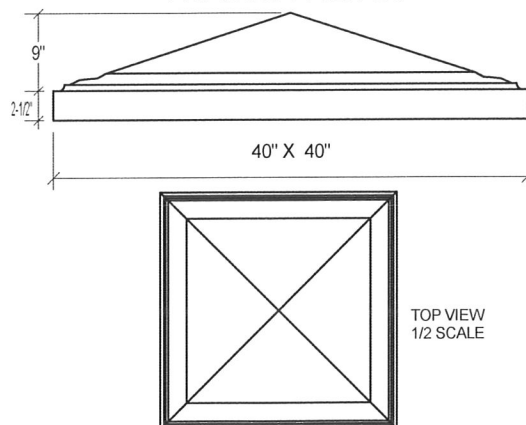


1439 PLAIN PIER CAP

40"

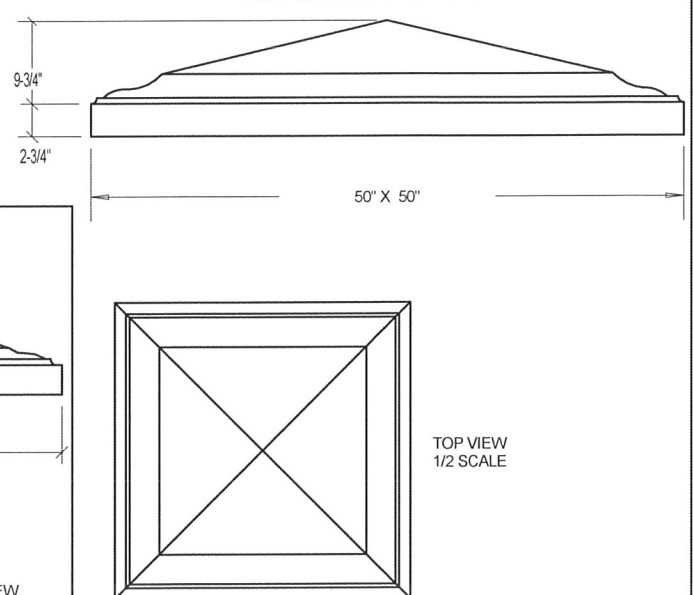


1447 FANCY PIER CAP

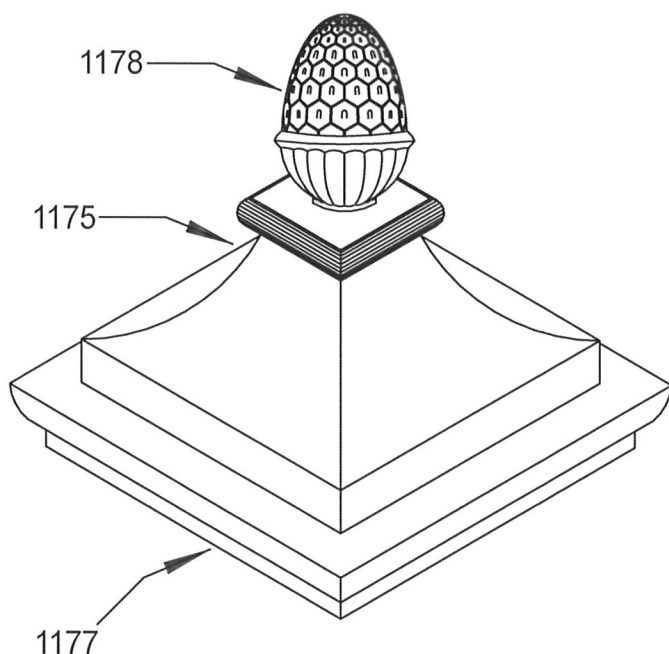


50"

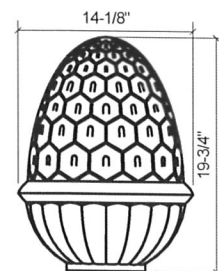
1138 FANCY PIER CAP



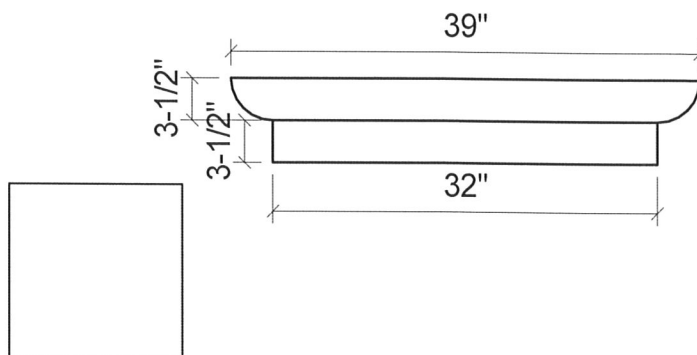
(pier caps) CAPS



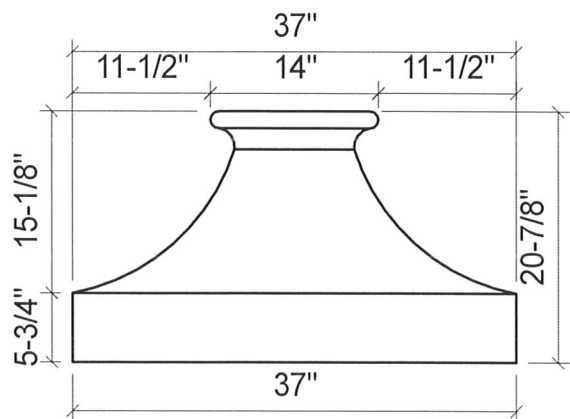
1178
CAP PIER ACORN
BERKSHIRE
(1177 SERIES)



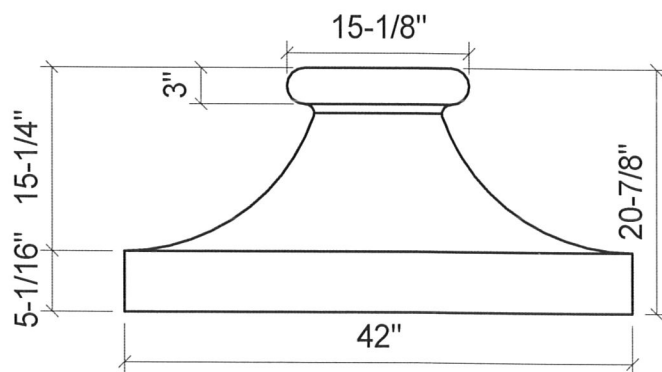
32"
1177 CAP PIER
FLAT TOP BERKSHIRE
(1177 SERIES)



37"
1175 CAP PIER
FANCY BERKSHIRE
(1177 SERIES)

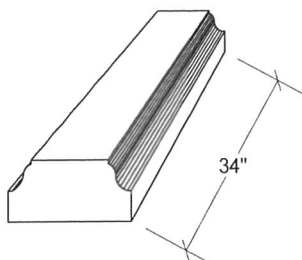


42"
1176 CAP PIER
FANCY BERKSHIRE

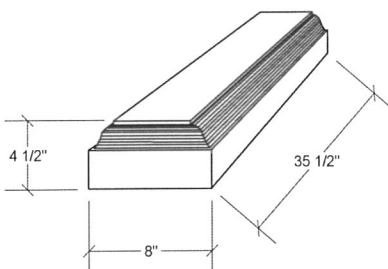


CAPS (wall caps)

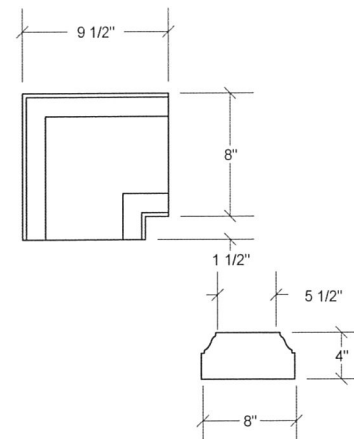
1115 BALUSTRADE TOP RAIL
STRETCHER
USE AS WALL CAP
-NO HOLES



1147 BALUSTRADE TOP RAIL
TERMINAL END USE AS WALL CAP
-NO HOLES

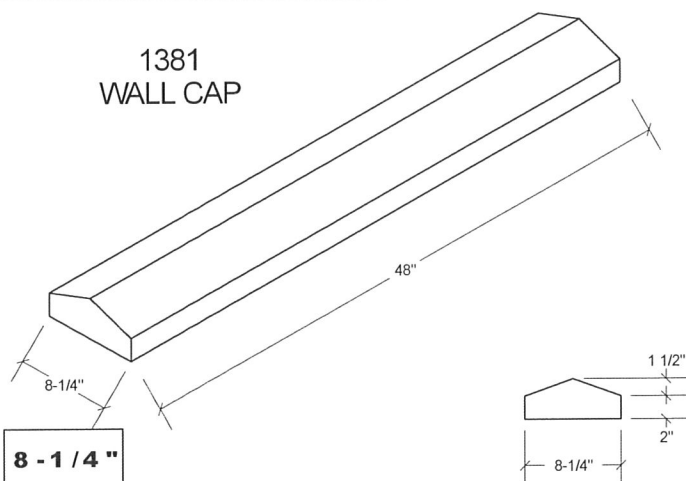


1092 BALUSTRADE
TOP RAIL CORNER
USE AS WALL CAP-NO HOLES



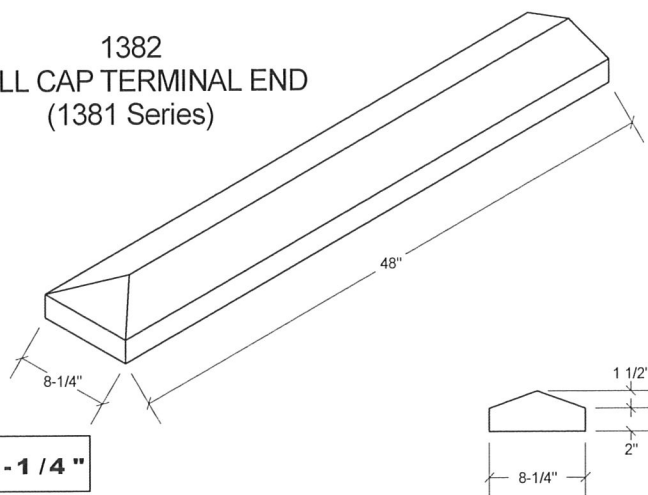
8"

1381
WALL CAP



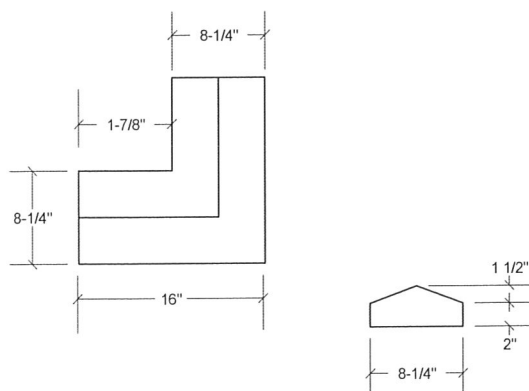
8 - 1 / 4 "

1382
WALL CAP TERMINAL END
(1381 Series)



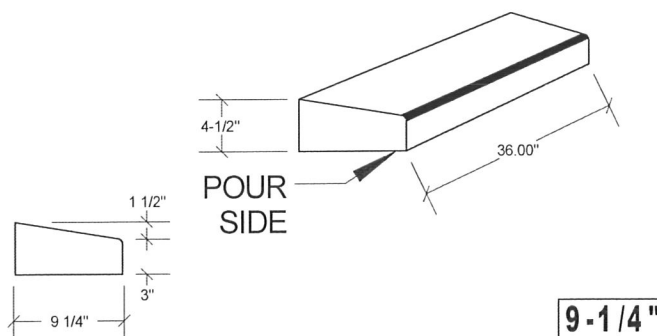
8 - 1 / 4 "

1383
WALL CAP CORNER
(1381 Series)



8 - 1 / 4 "

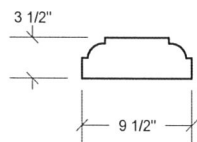
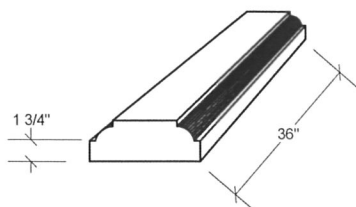
CP 1072 9-1/4"
WEDGE STYLE FENCE CAP



9 - 1 / 4 "



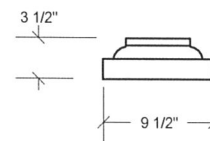
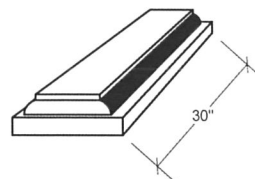
1157 WALL CAP



9 1/2"

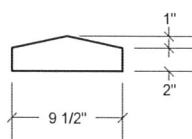
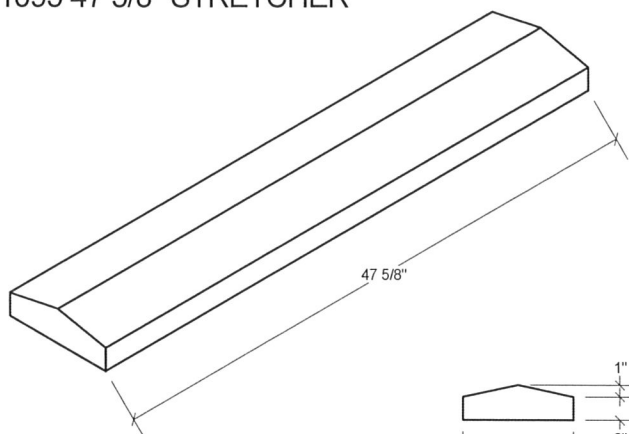
(wall caps) CAPS

1168 WALL CAP W/
TERMINAL END



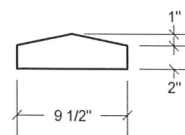
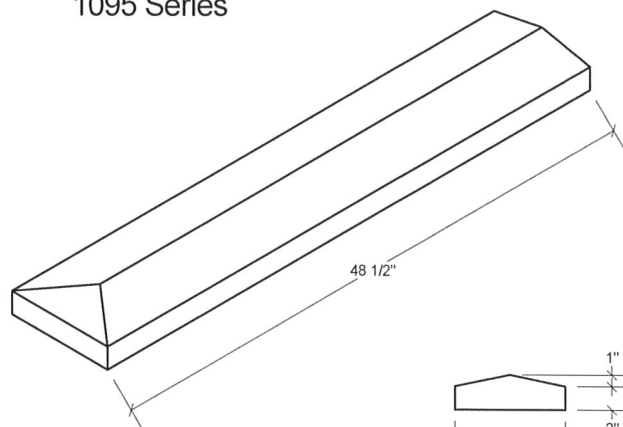
9 1/2"

1095 47 5/8" STRETCHER



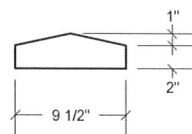
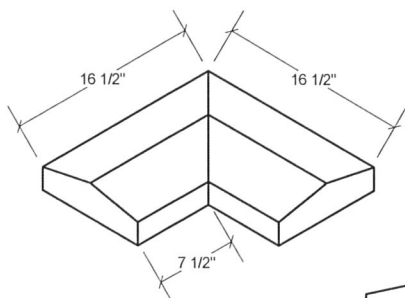
9 1/2"

1391 TERMINAL END
1095 Series



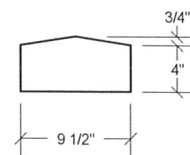
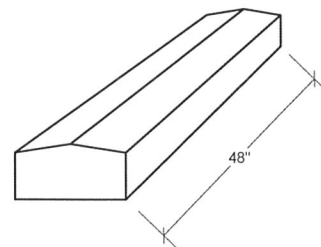
9 1/2"

1392 CORNER
1095 Series



9 1/2"

1096 48" STRETCHER CAP



9 1/2"

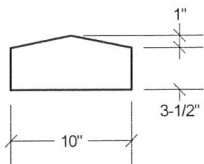
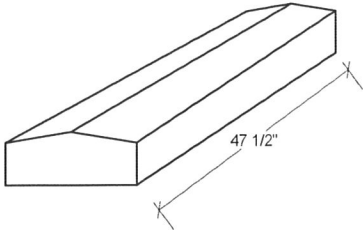


Brailsford Cast Stone Inc.
642 West 1300 North
Springville, Utah 84663

Phone: 801-491-6272
Fax: 801-491-6273
www.brailsfordcast.com

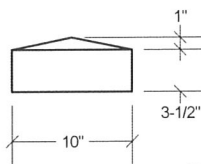
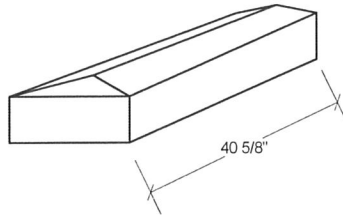
Comments

CAPS (wall caps)
1071
10" STRETCHER CAP



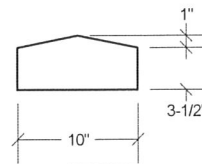
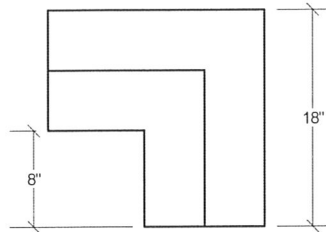
10"

1075
TERMINATION CAP
(1071 Series)



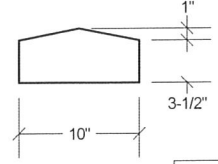
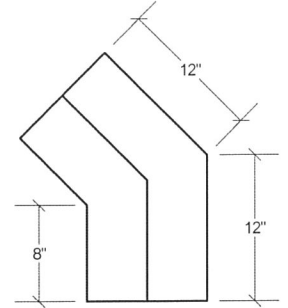
10"

1074
90 DEGREE CORNER
(1071 Series)



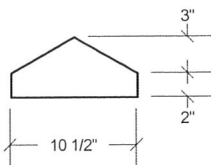
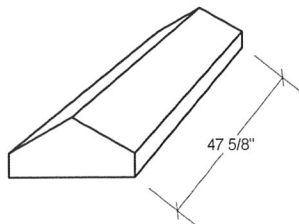
10"

1219
45° corner
(1071 Series)



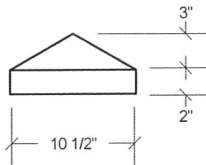
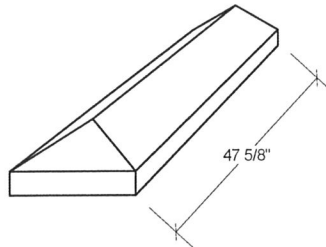
10"

1101
STRETCHER CAP



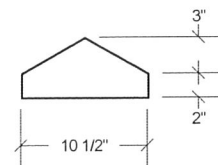
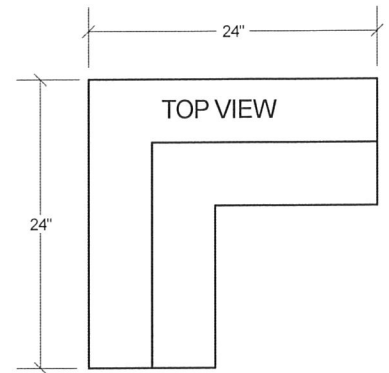
10 1/2"

1103
TERMINATION CAP



10 1/2"

1105
90 DEGREE CORNER

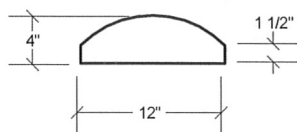
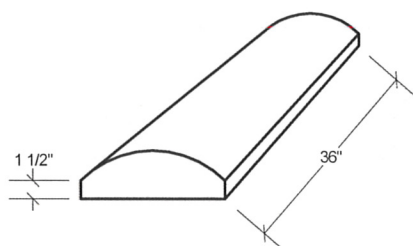


10 1/2"



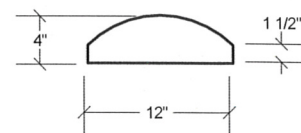
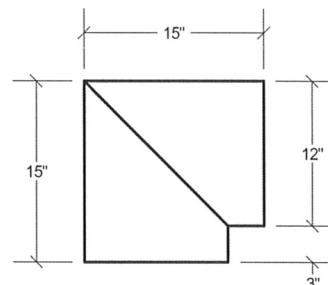
(wall caps) CAPS

1216 WALL CAP
EYEBROW STRETCHER



NOTE:
1 2" CAN USE AS WALL CAP

1215 WALL CAP
EYEBROW CAP 90
(1216 SERIES)



NOTE:
1 2" CAN USE AS WALL CAP



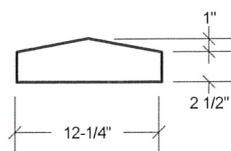
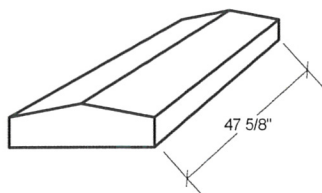
Brailsford Cast Stone Inc.
642 West 1300 North
Springville, Utah 84663

Phone: 801-491-6272
Fax: 801-491-6273
www.brailsfordcast.com

Comments

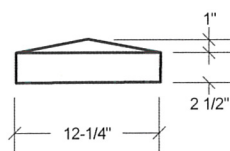
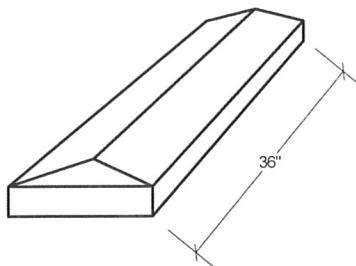
CAPS (wall caps)

1034
12-1/4" STRETCHER CAP



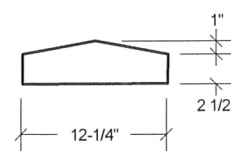
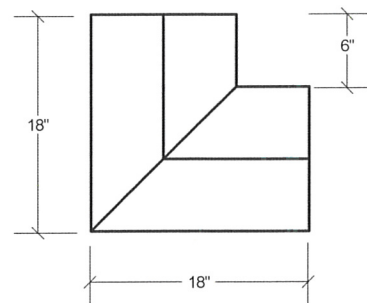
12 - 1 / 4 "

1085
TERMINATION CAP
(1034 SERIES)



12 - 1 / 4 "

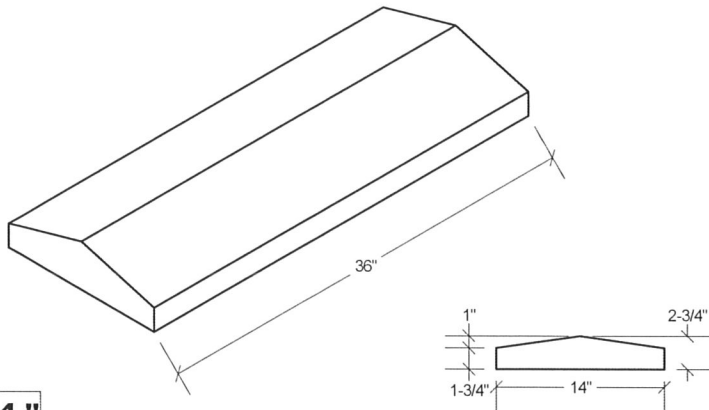
1088
90 DEGREE CORNER
(1034 SERIES)



12 - 1 / 4 "



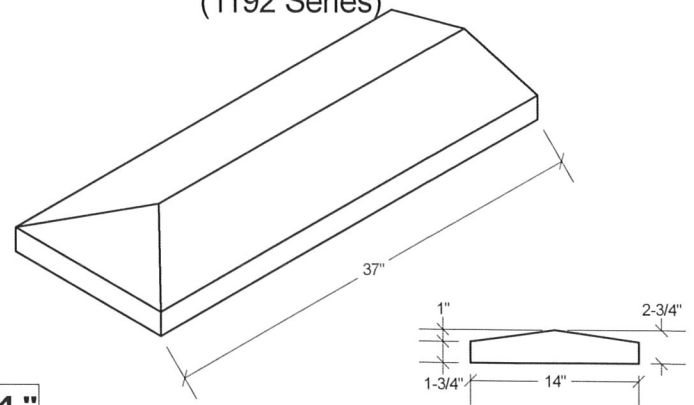
1192 WALL CAP



1 4 "

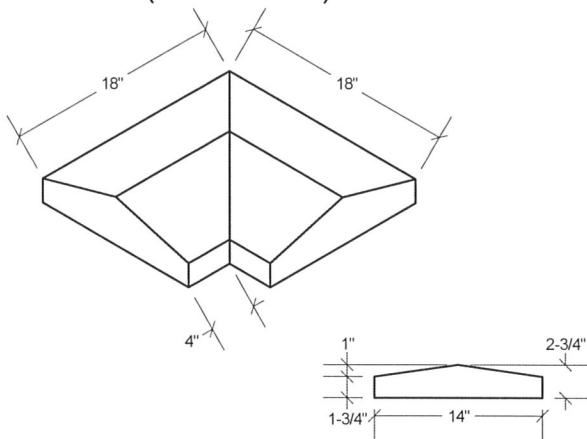
(wall caps) CAPS

CP 1193 TERMINAL CAP
(1192 Series)



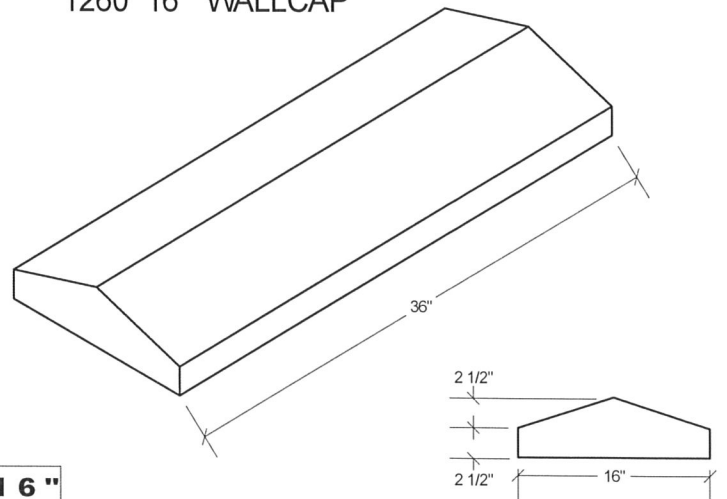
1 4 "

1191 CORNER CAP
(1192 Series)



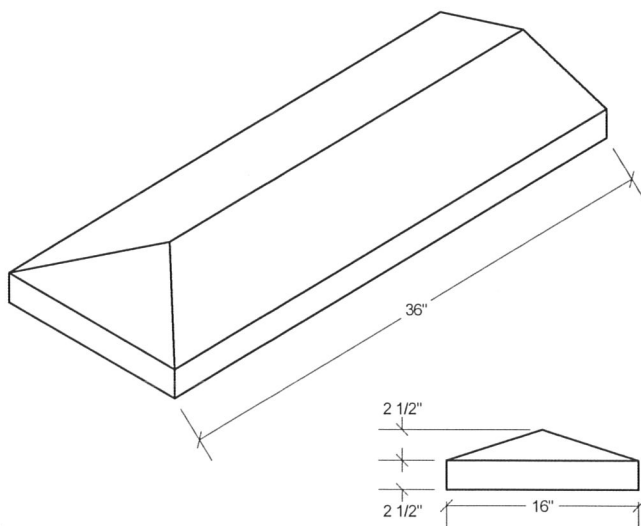
1 4 "

1260 16" WALLCAP



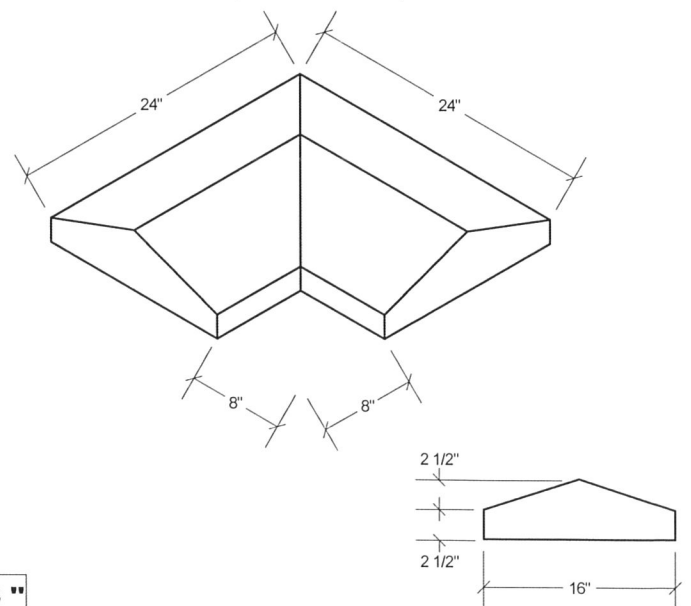
1 6 "

1261 RETURN END
(1260 Series)



1 6 "

1262 CORNER
(1260 Series)



1 6 "



Brailford Cast Stone Inc.
642 West 1300 North
Springville, Utah 84663

Phone: 801-491-6272
Fax: 801-491-6273
www.brailfordcast.com

Comments

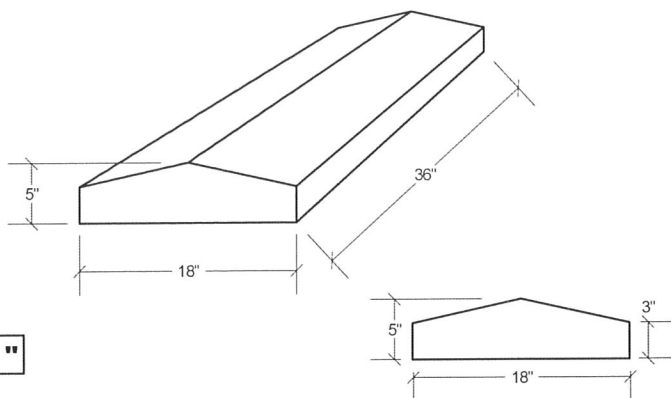
39

CAPS (wall caps)

CP 1162 STRETCHER

18"

(1162 Series)

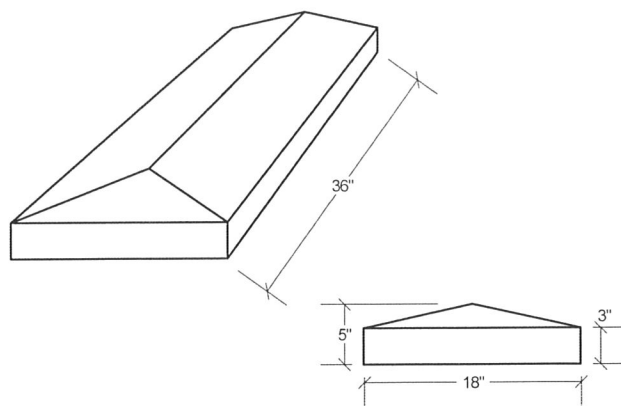


18"

CP 1163 TERMINAL END CAP

18"

(1162 SERIES)

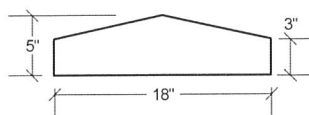
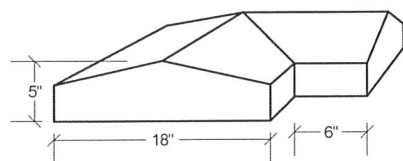
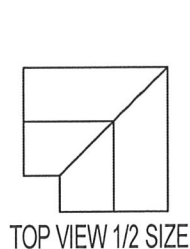


18"

CP 1164 CORNER 90

18"

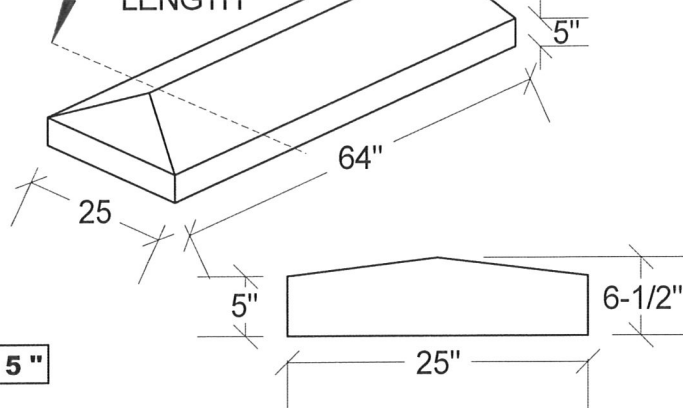
(1162 Series)



18"

1273 SINGLE ENDED

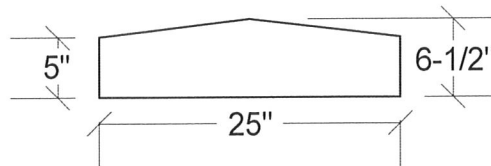
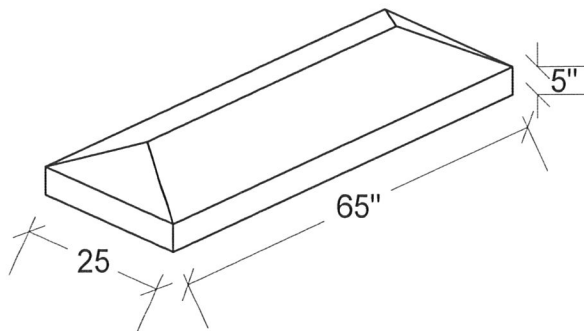
CUT FOR
STRETCHER
LENGTH



25"

1271 DOUBLE ENDED

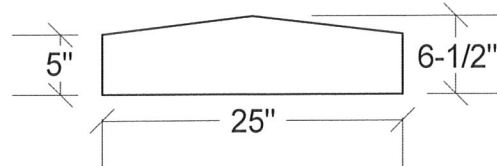
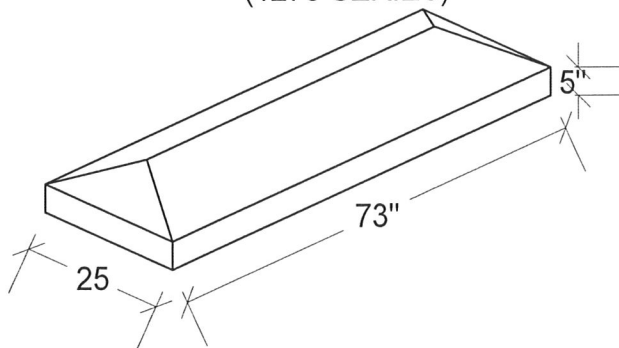
(1273 SERIES)



25"

1272 DOUBLE ENDED

(1273 SERIES)



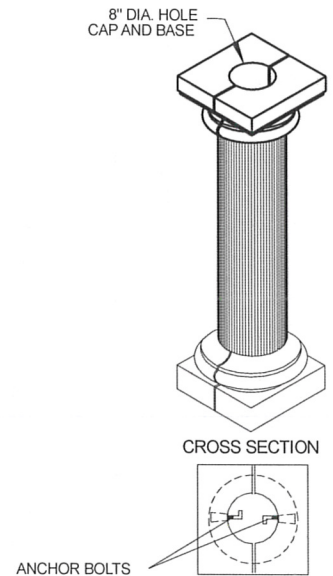
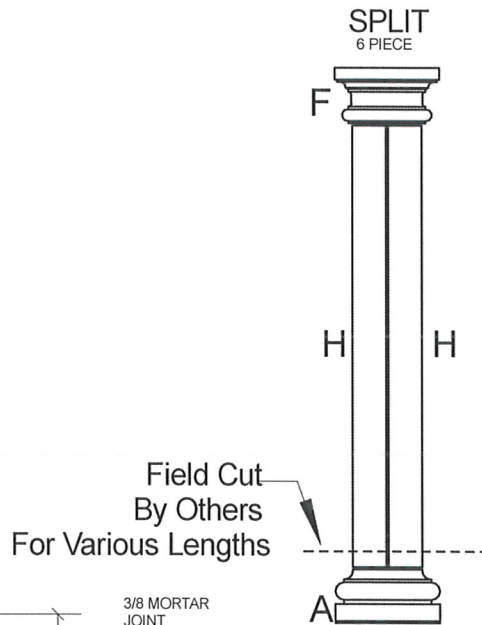
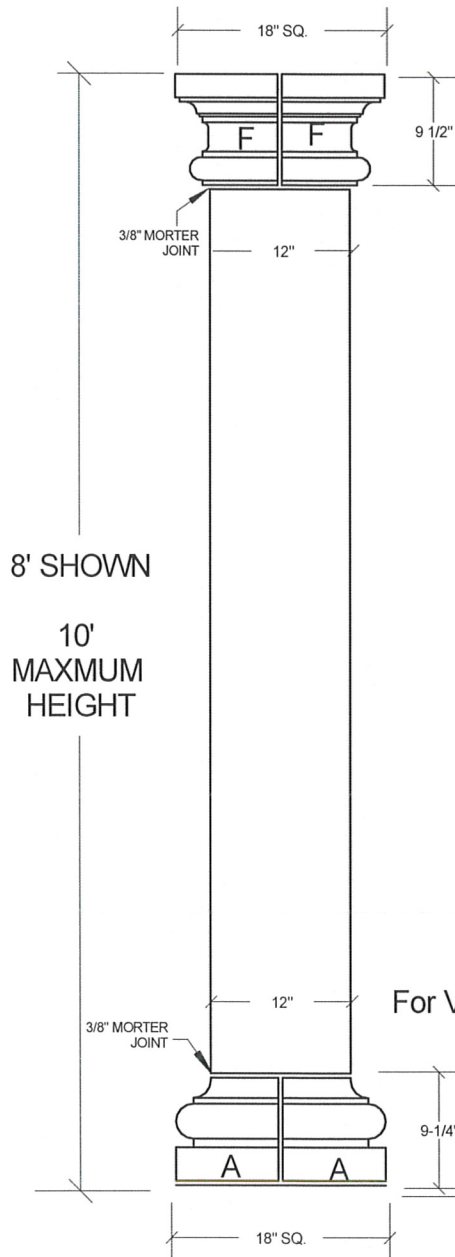
25"



COLUMNS

1016 12" COLUMN

Split 6 Piece



Solid & Sectional Available

 Brailsford Cast Stone Inc.
642 West 1300 North
Springville, Utah 84663

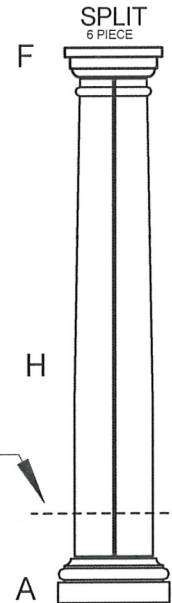
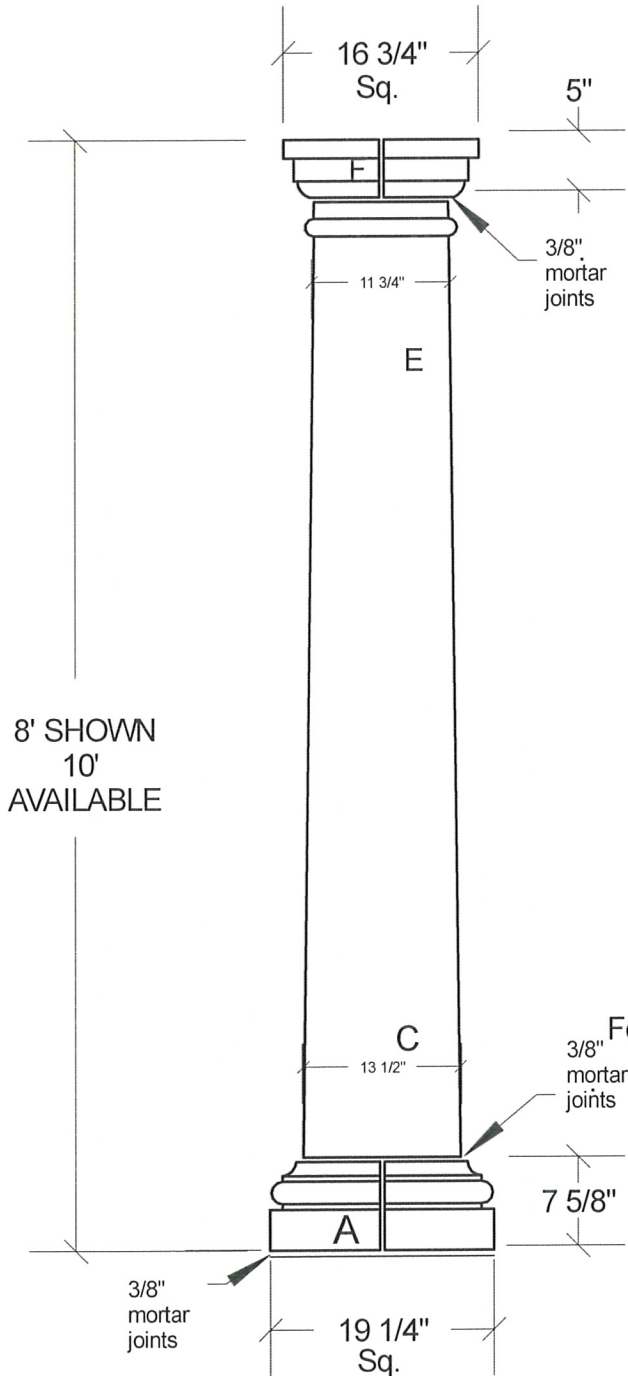
Phone: 801-491-6272
Fax: 801-491-6273
www.brailsfordcast.com

Comments

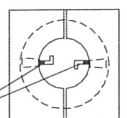
41

COLUMNS

1017 14"
13-1/2" COLUMN
Split 6 Piece



CROSS SECTION



ANCHOR BOLTS

Solid & Sectional Available

SPLIT MAXIMUM HEIGHT - 11' 2 1/2"

42



Brailsford Cast Stone Inc.
642 West 1300 North
Springville, Utah 84663

Phone: 801-491-6272
Fax: 801-491-6273
www.brailsfordcast.com

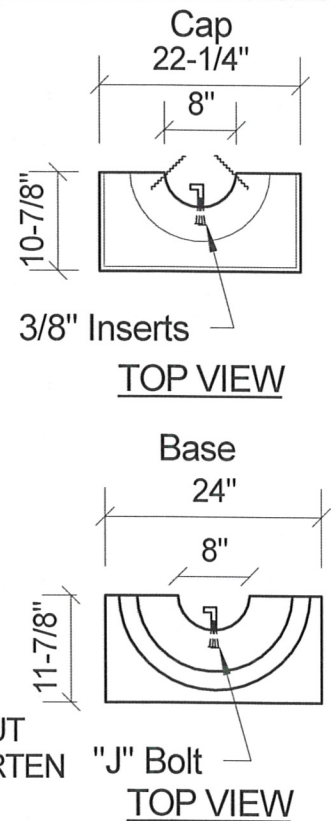
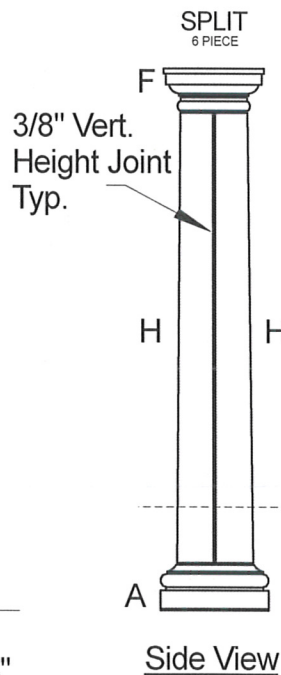
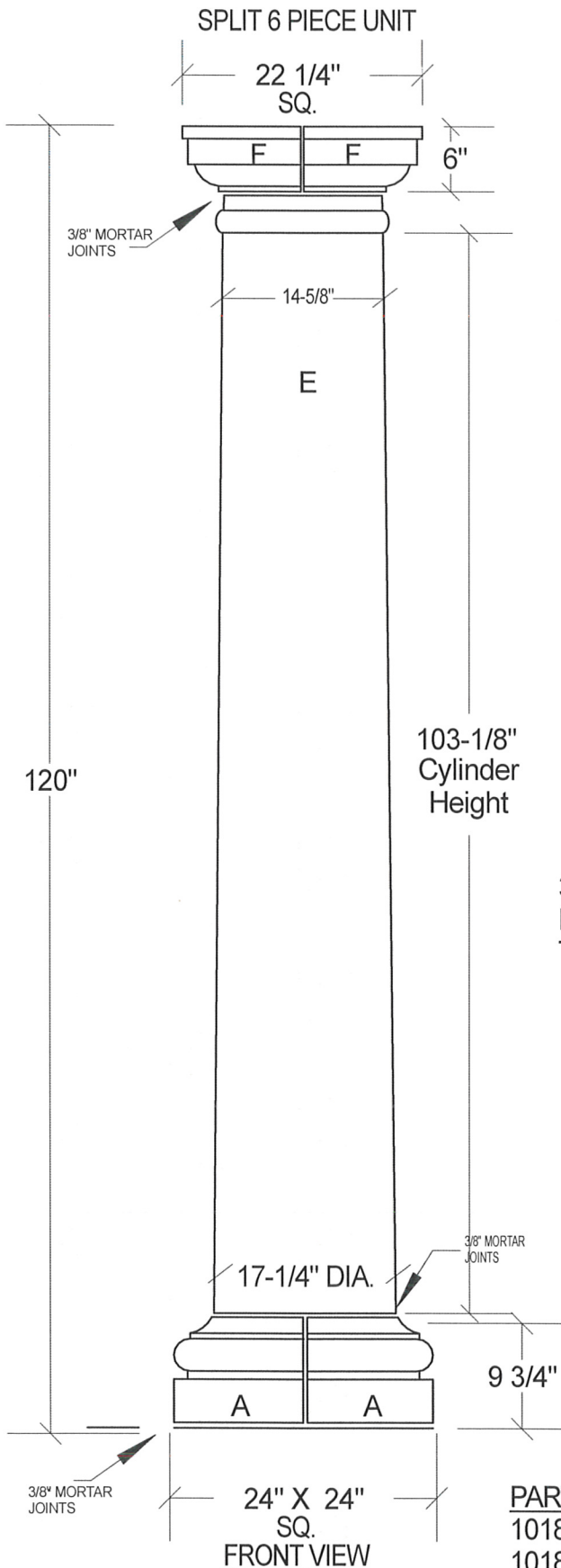
Comments

COLUMNS

1018

17-1/4" COLUMN

Solid & Sectional Available



CAN BE FIELD CUT TO SHORTEN HEIGHT

PARTS LIST SOLID COLUMN

1018-F- (2) 1/2 Piece Capital. Cost each 8% base price wt. 122 Lbs.

1018-A- (2) 1/2 Piece Base. wt. Cost each 8% base price 240 Lbs.

1018-H- (2) 1/2 Piece Cylinder. Cost each 34% base price wt. 500 Lbs.

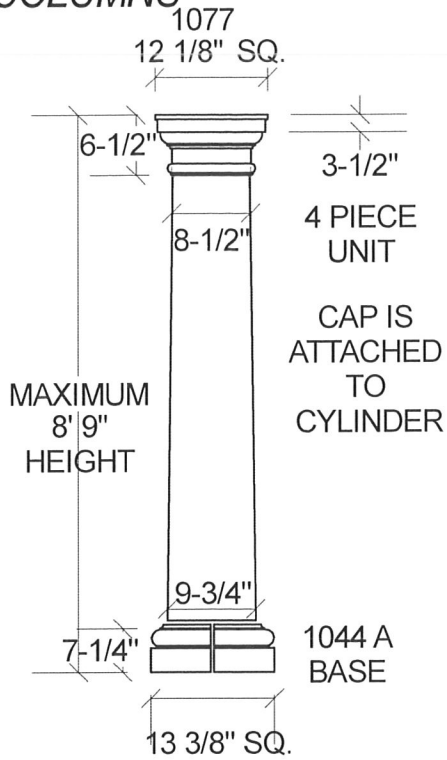


Brailsford Cast Stone Inc.
642 West 1300 North
Springville, Utah 84663


Phone: 801-491-6272
Fax: 801-491-6273
www.brailsfordcast.com

Comments

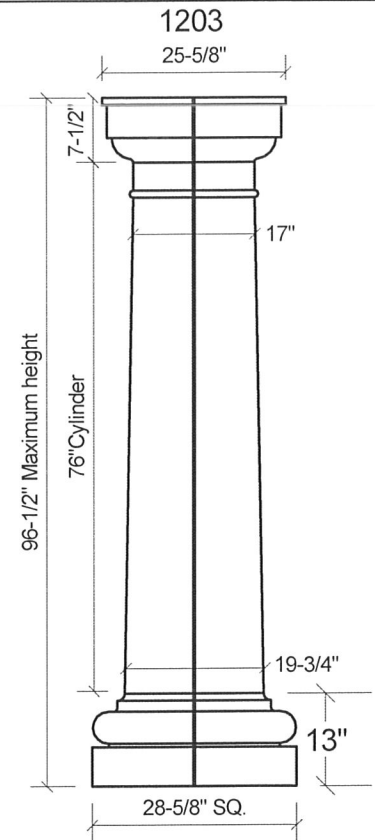
COLUMNS



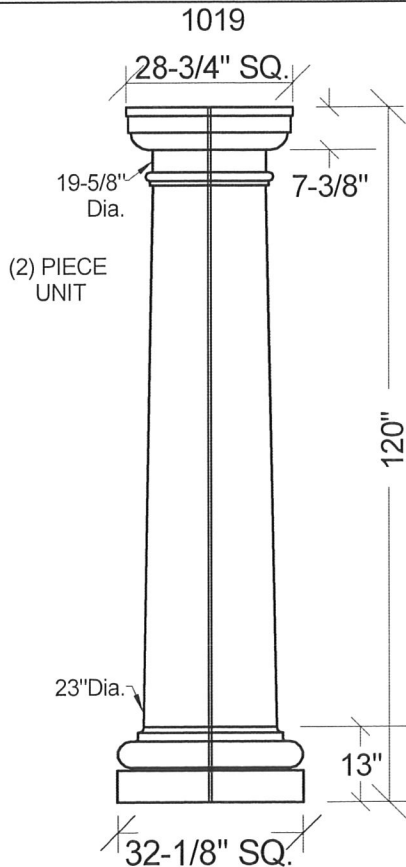
AVAILABLE AS SPLIT ONLY



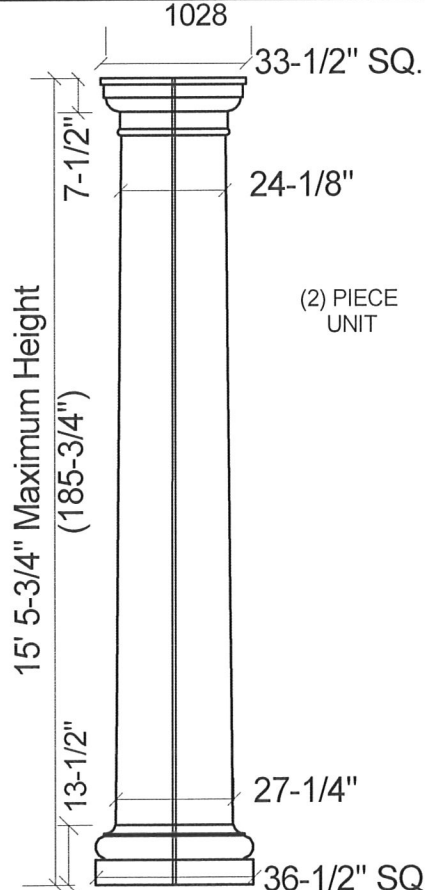
AVAILABLE AS SPLIT ONLY



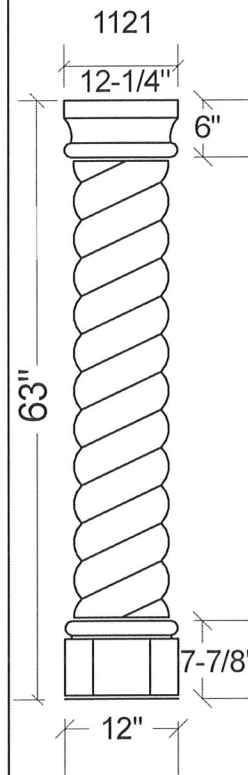
AVAILABLE AS SPLIT ONLY



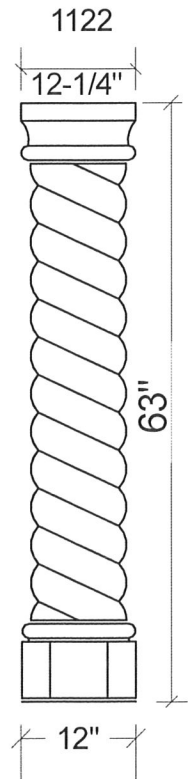
AVAILABLE AS SPLIT ONLY



AVAILABLE AS SPLIT ONLY



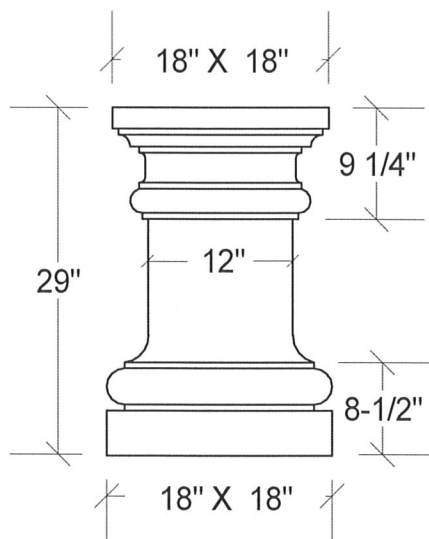
1/2" SPLIT UNIT



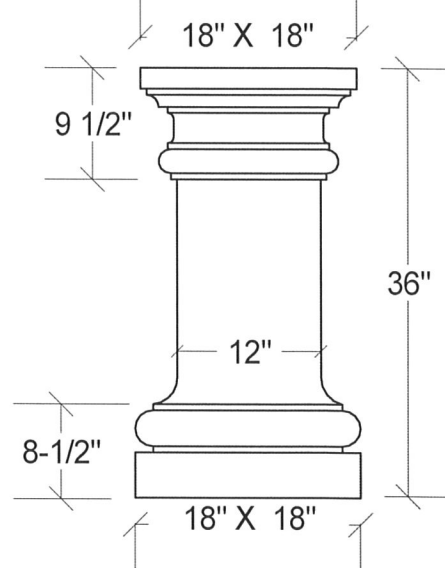
1/2" SPLIT UNIT



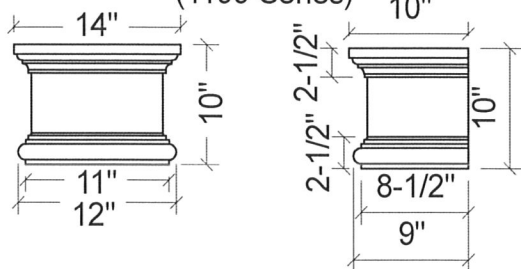
1022 29" COLUMN



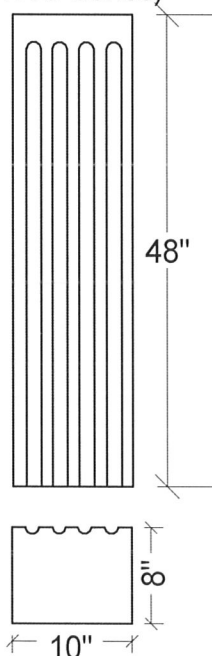
1021 36" COLUMN



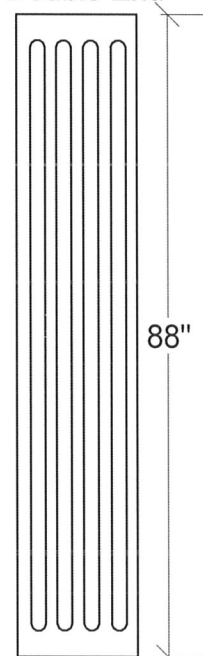
1200 Cap
(1199 Series)



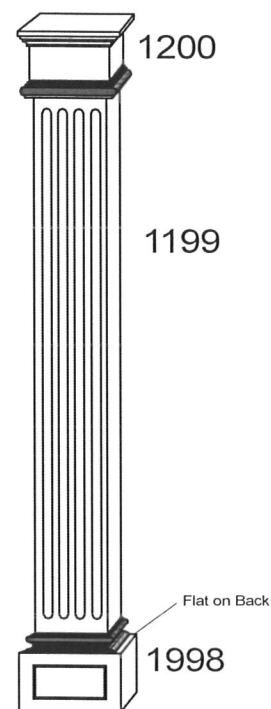
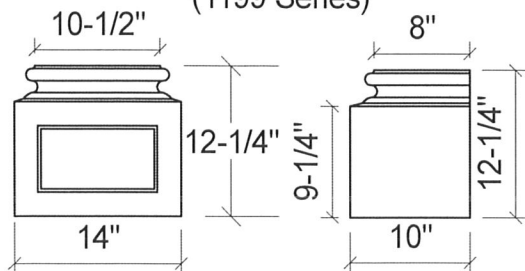
1204 Column Single end
(1199 Series)



1199 Column
Double End



1198 Base
(1199 Series)



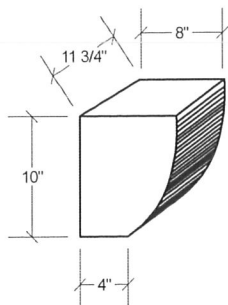
Brailsford Cast Stone Inc.
642 West 1300 North
Springville, Utah 84663

Phone: 801-491-6272
Fax: 801-491-6273
www.brailsfordcast.com

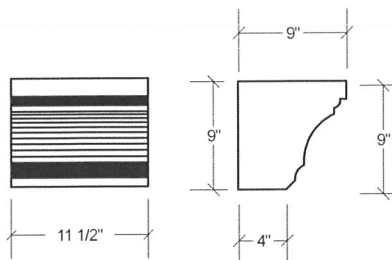
Comments

CORBELS

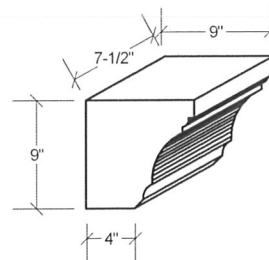
1167 CORBEL



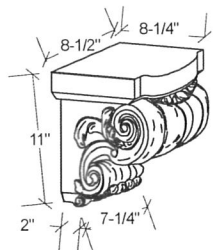
1390-12 CORBEL




1390-08 CORBEL




1349 SMALL SCROLL



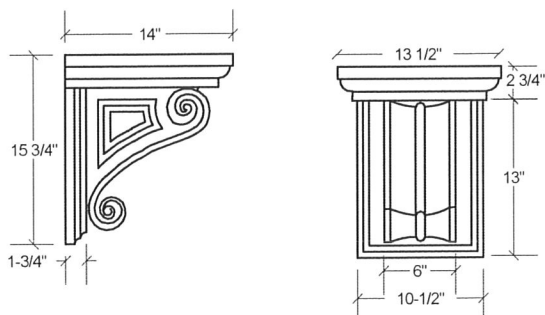
1352 MEDIUM SCROLL



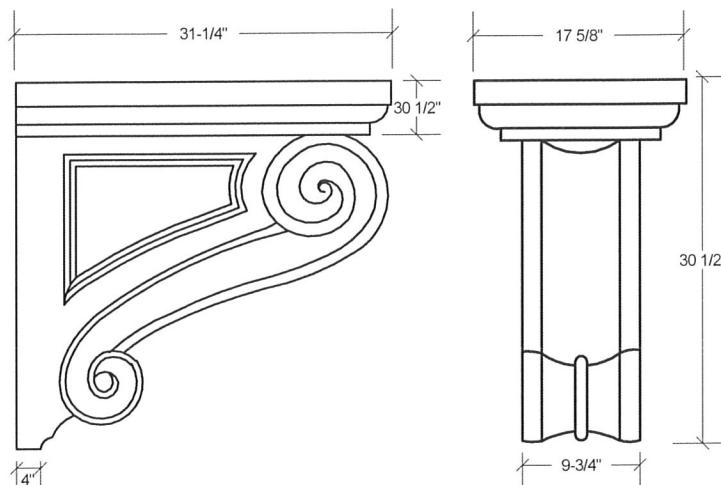
1351 LARGE SCROLL



1408 SMALL CORBEL



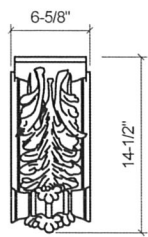
1161 GREAT CORBEL



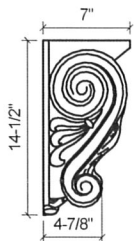
See fireplace section for additional Corbels



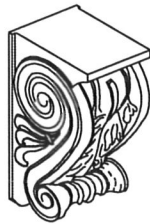
1043
SMALL CORBEL



FRONT VIEW



SIDE VIEW

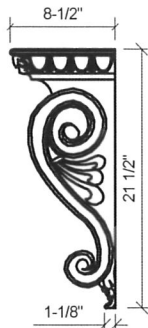


ISOMETRIC VIEW

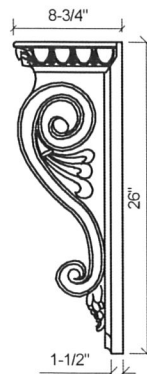

CORBEL

NOTE:
SEE FIREPLACE
SECTION FOR
LEG CORBELS

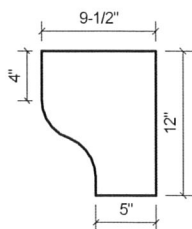
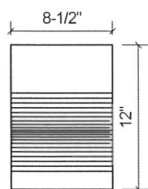
1329
MEDIUM CORBEL



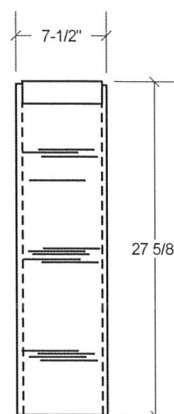
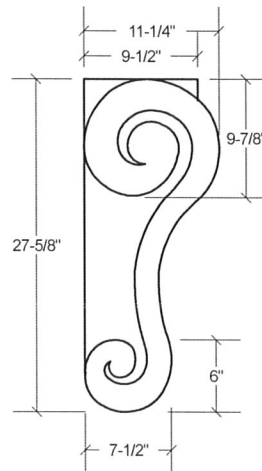
1350
LARGE CORBEL



1407
CORBEL

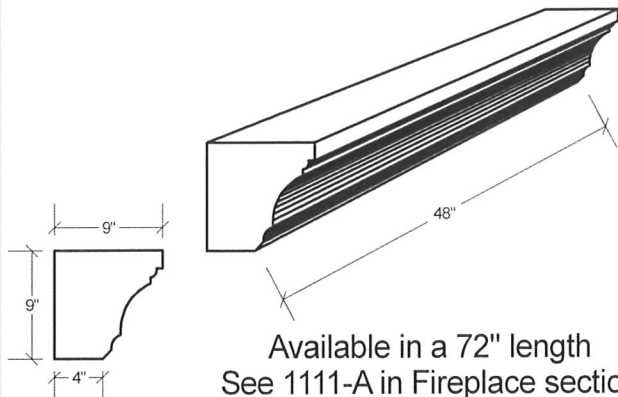


1414
FOUNTAIN CORBEL

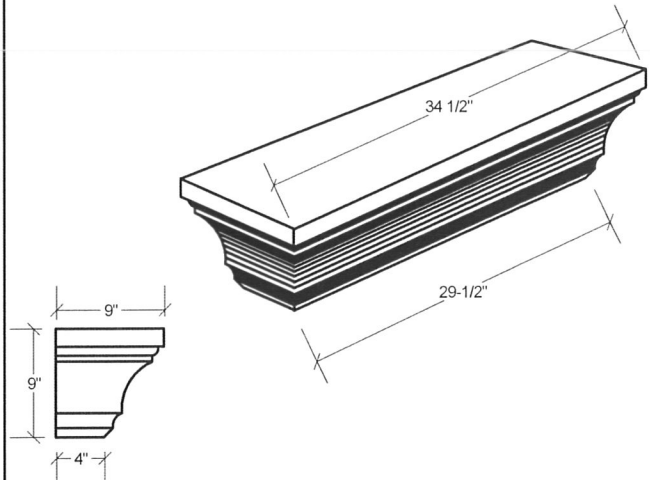


CROWN

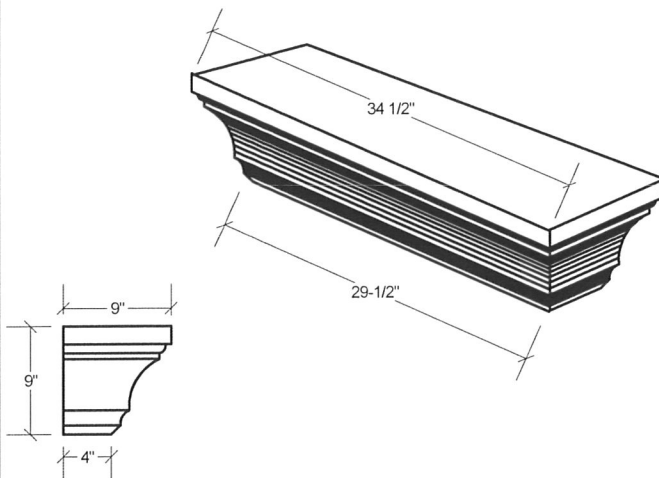
1111 CROWN MOLDING
48" STRETCHER



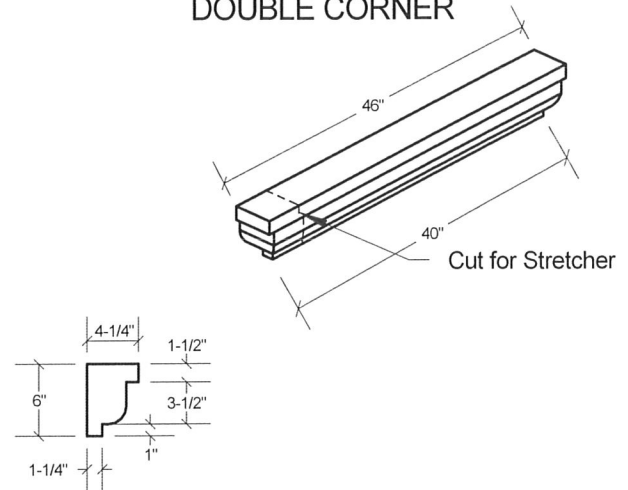
1112 CROWN MOLDING
LEFT RETURN



1113 CROWN MOLDING
RIGHT RETURN

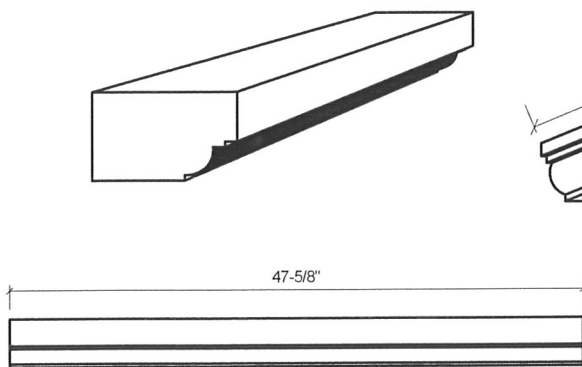


1433 CROWN MOLDING
DOUBLE CORNER

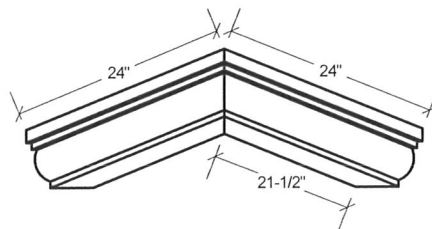


DOUBLE END UNIT

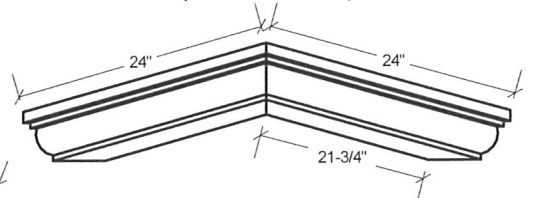
1170 CROWN MOLDING



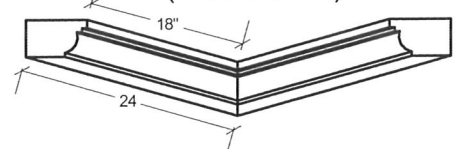
1223 CROWN MOLDING
OUTSIDE 45° CORNER
(1170 Series)



1171 CROWN MOLDING
OUTSIDE 90° CORNER
(1170 Series)



1172 CROWN MOLDING
INSIDE 90° CORNER
(1170 Series)



12. O.C.

1242
1243

Can Brush Hammer Finish
At additional cost

1241

72" ABOVE GRADE

Ground Level

3"

Back side of wall can be trowel or rock finish.



Sound Wall 1278

A square with side length 20 inches. The square is divided into four congruent right triangles by its diagonals. The top triangle is shaded gray.

Technical drawing of a panel shelf assembly. The main view shows a vertical panel with a central rectangular opening. The total height of the panel is dimensioned as 78". A dashed line indicates the ground level, which is labeled "Ground level". Below the ground level, the panel is shown embedded in a base, labeled "Panel Shelf". The base has a wavy, irregular top surface. A cross-section view at the bottom shows the base's profile, which is 16" wide and 12" high. The cross-section features a central circular hole and a rectangular notch at the top.

Technical drawing of a tapered metal plate. The main view shows a perspective of a plate with a length dimension of 42-1/8 inches. A cross-section view below shows a trapezoidal profile with a top width of 1 inch, a bottom width of 2 inches, and a length of 6 inches.

A 3D diagram of a triangular prism. The base is a triangle with a base of 16" and a height of 3". The length of the prism is 20".

Technical drawing of a vertical rectangular component. The drawing shows a side view with a dashed centerline. The dimensions are: 4" width, 8" height for the top section, 72" height for the main body, and 12-1/4" height for the bottom section.



Brailsford Cast Stone Inc.
642 West 1300 North
Springville, Utah 84663

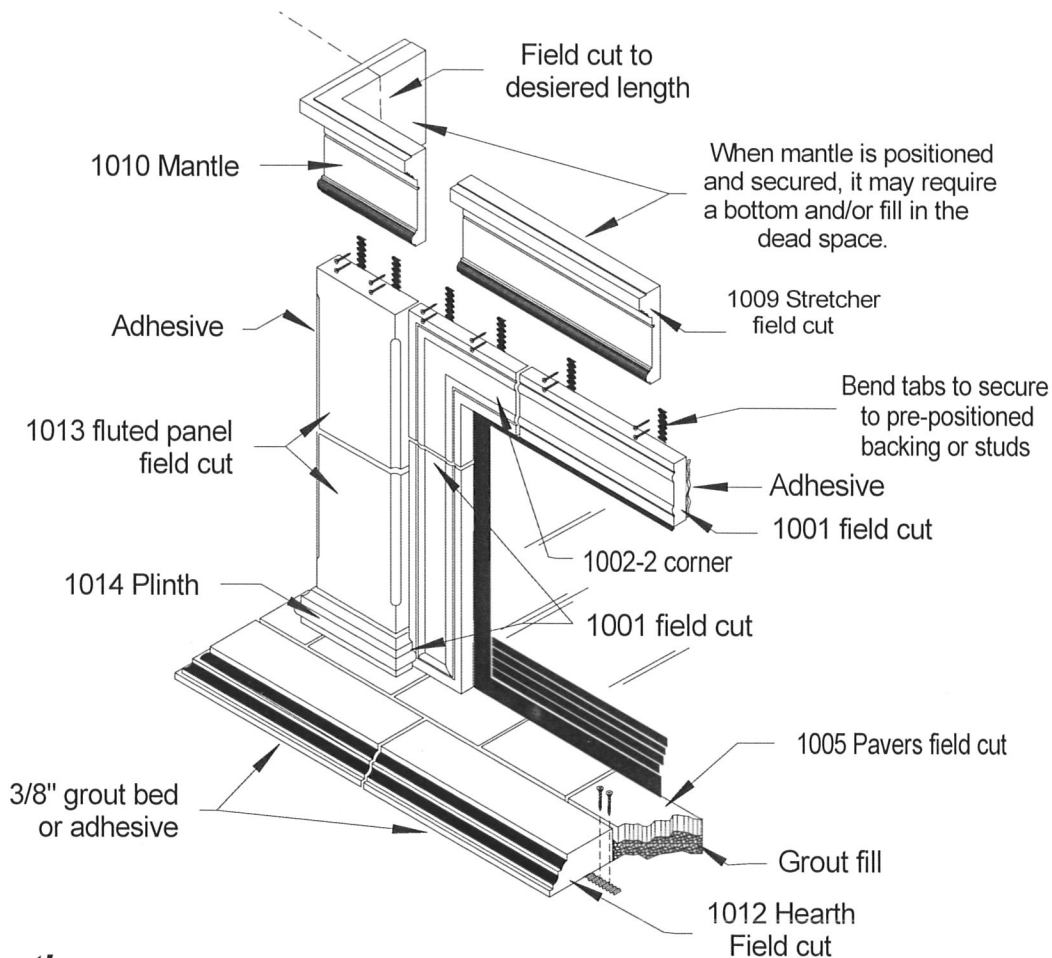
Phone: 801-491-6272
Fax: 801-491-6273
www.brailsfordcast.com

Comments



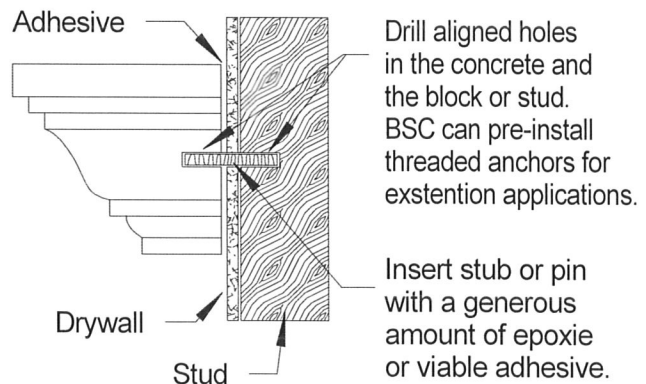
the Fireplace Facing

Fireplace facings come in all shapes and sizes but assembly is basic to all Brailsford fireplaces. Again, plan ahead for good backing and support. BCSI can provide a custom drawing for you or your installer. A diamond or masonry blade will be necessary for most cuts. For a small fee, BCS can cut your pre-marked pieces but cannot be held liable for incorrect measurements or botched field cuts.



the Mantle

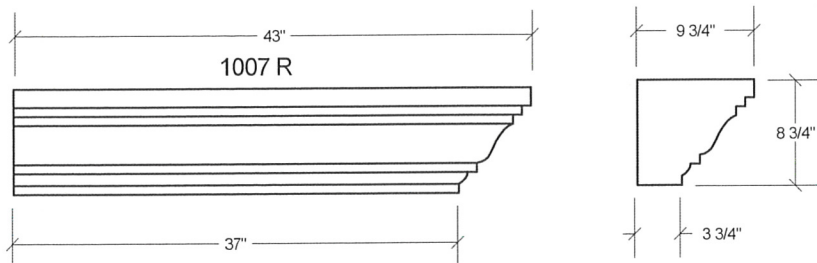
The mantle will probably be the last component you install. Once everything is secured and in place, the mantle can be attached. Where weight is a factor, the diagram to the right could be of help. Counter sinking your corrugated ties can also work but may involve some drywall or plaster repair. See diagram on page 142.



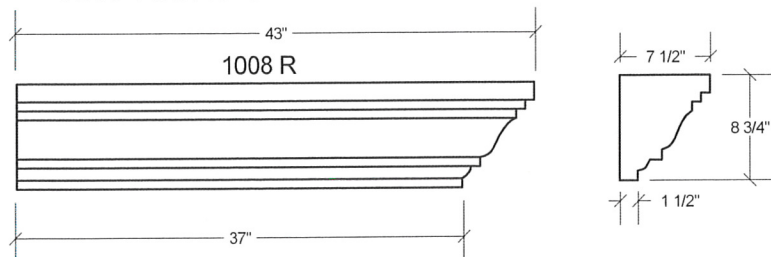
Note: for the most part the mantle will be supported from beneath but BSC recommends added support for safety and strength.

FIREPLACE (hearth/mantle)

1007 RIGHT OR LEFT MANTLE

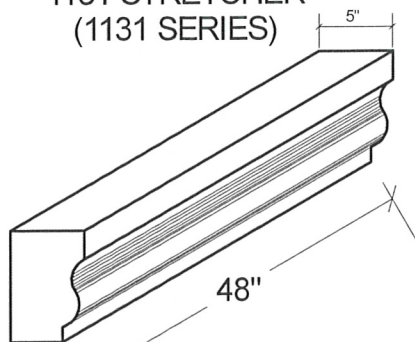


1008 RIGHT OR LEFT MANTLE

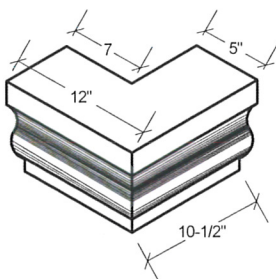


CAN BE USED AS A HEARTH COMPONENT

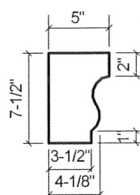
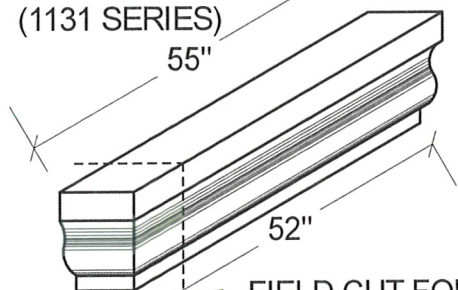
1131 STRETCHER
(1131 SERIES)



1133 CORNER
(1131 SERIES)



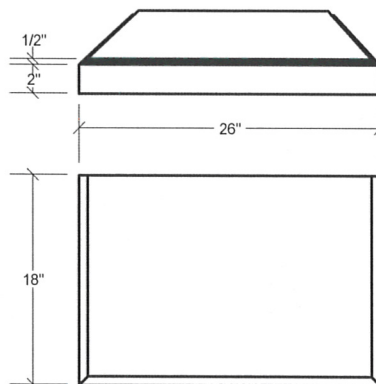
1132 DOUBLE
END PIECE
(1131 SERIES)



SUGGESTED HEARTH PAVERS *(hearth/pavers) FIREPLACE*



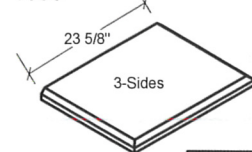
1140 PAVER



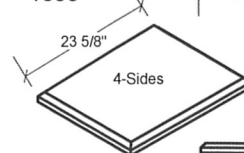
SEE PAVER SECTION

VENEER PAVERS

1356

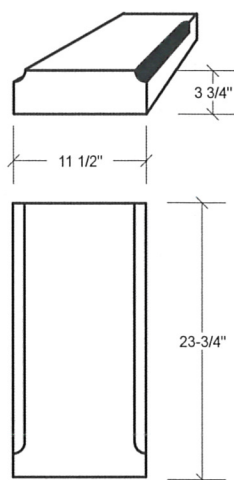


1355

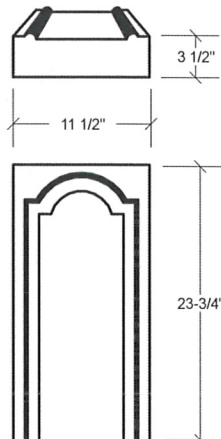


FIREPLACE *(facing/surrounds)*

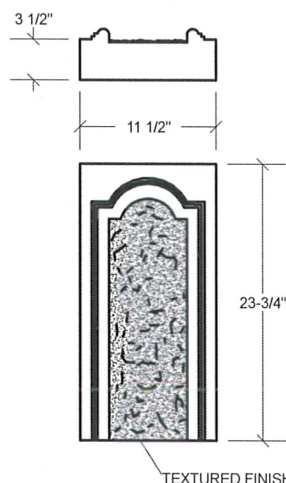
1013 FLUTED PANEL



1025 SMOOTH PANEL
(1013 SERIES)



1306 TEXTURED PANEL
(1013 SERIES)



1014 BULLNOSE PLINTH
END / CORNER PIECE
(1013 SERIES)



Scaled View
See Plinths

1167 CORBEL
(1013 SERIES)



Scaled View
See Corbels

1158 MEDALLION
(1013 SERIES)




Scaled View
See Miscellaneous

1214 TRIM PIECE
WITH SPRAY
(1009 SERIES)



See 1009 series

1409 TRIM WITH OAK AND ACORNS



SEE WINDOW & DOOR TRIM

See 1009 series



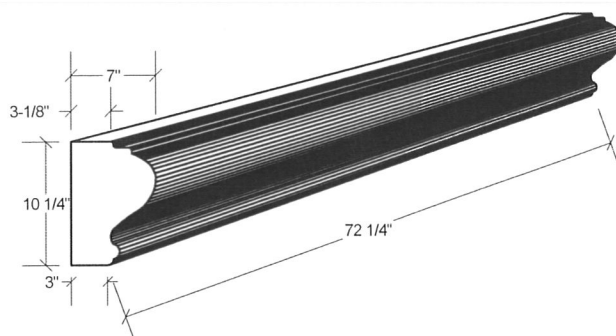
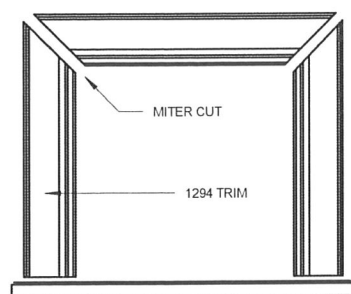
Brailsford Cast Stone Inc.
642 West 1300 North
Springville, Utah 84663

Phone: 801-491-6272
Fax: 801-491-6273
www.brailsfordcast.com

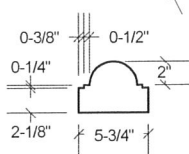
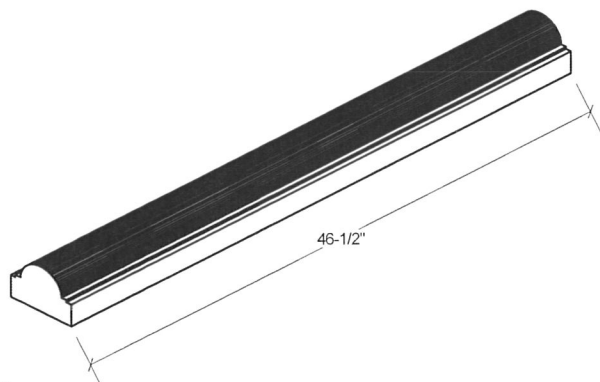
Comments

FIREPLACE (trim and facing)

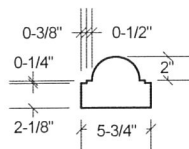
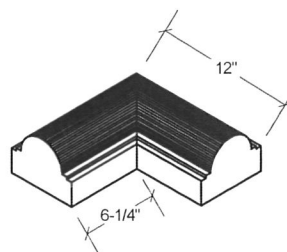
1294 TRIM



1379 BULLNOSE SURROUND

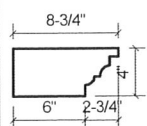




1380 CORNER (1379) SERIES

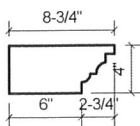




SAME USE AS ABOVE
SEE WINDOW & DOOR TRIM SECTION

1051 STRETCHER (1051 SERIES)

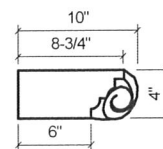
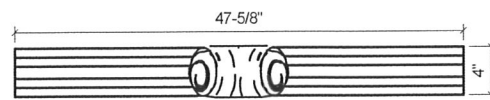
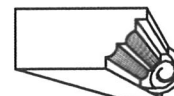


1050 DOUBLE END (1051 SERIES)



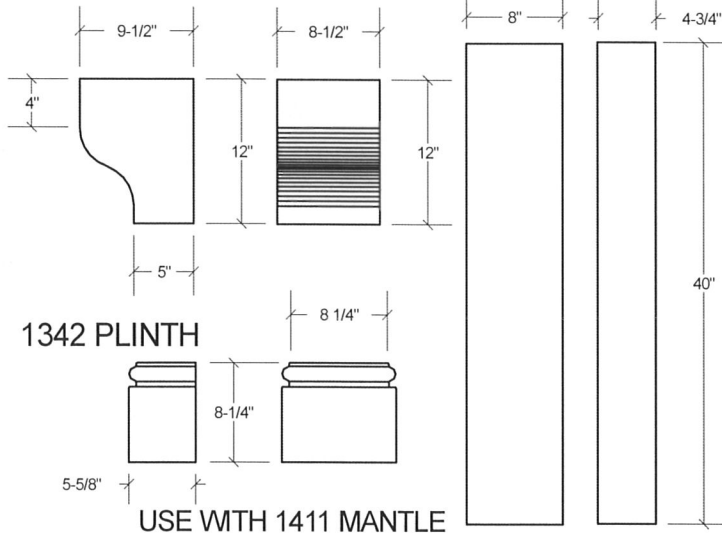
FIELD CUT FOR
LEFT OR RIGHT END

1251 RAMS HEAD STRETCHER (1051 SERIES)



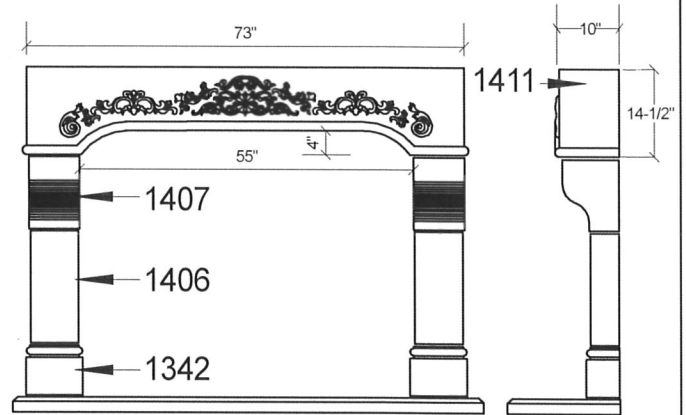
1407 CORBEL

1406 CORBEL LEG

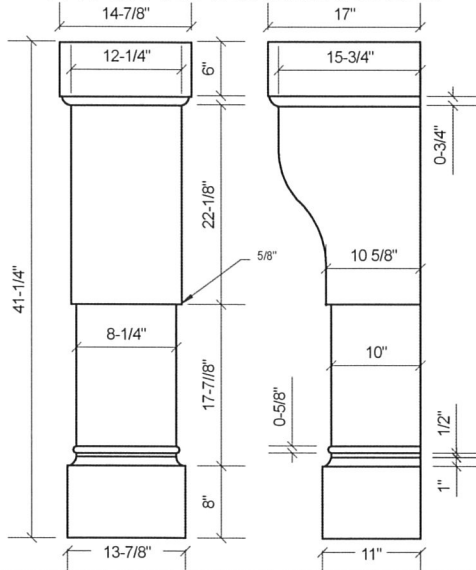


(trim and facing) FIREPLACE

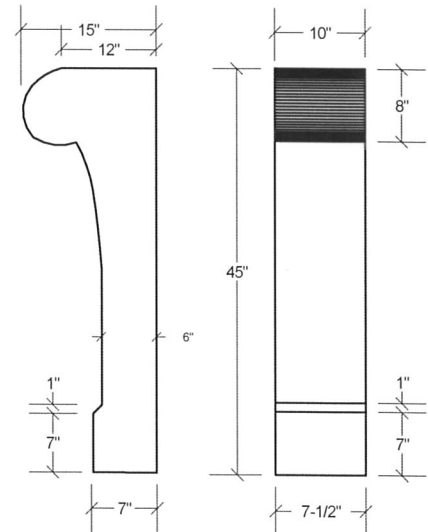
1411 FANCY MANTLE



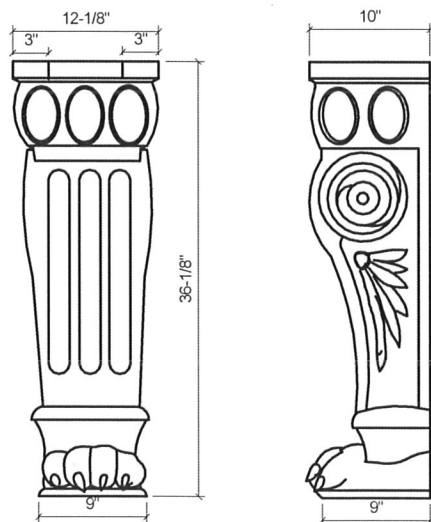
1413 GRAND CORBEL AND LEG



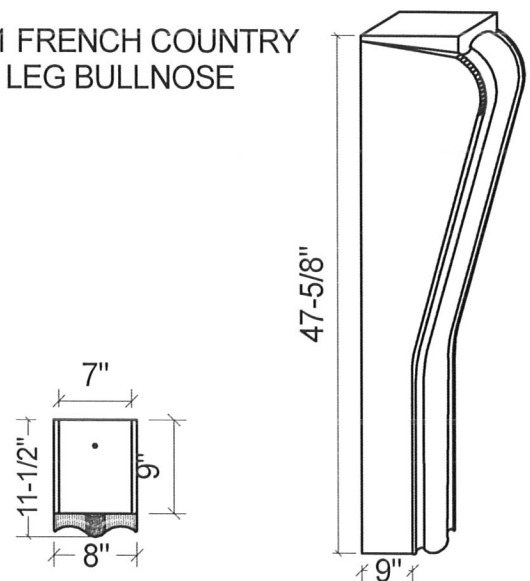
1412 CORBEL AND LEG



1410 LION PAW LEG



1061 FRENCH COUNTRY
LEG BULLNOSE



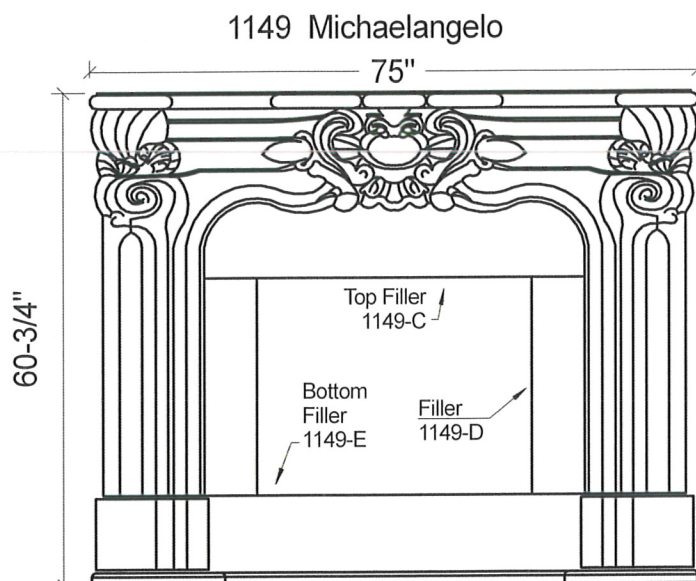
Brailsford Cast Stone Inc.
642 West 1300 North
Springville, Utah 84663

Phone: 801-491-6272
Fax: 801-491-6273
www.brailsfordcast.com

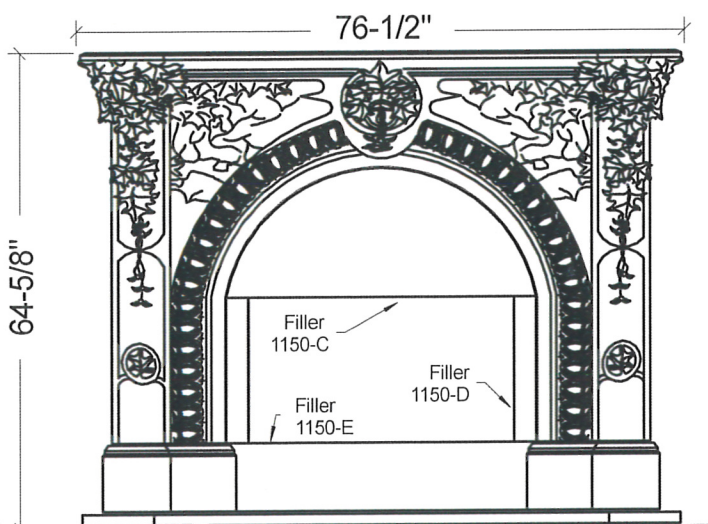
Comments

GFRC Fireplaces

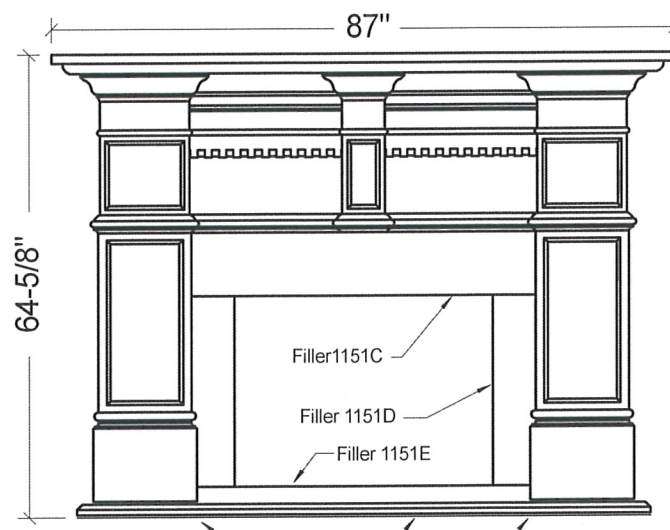
Michaelangelo



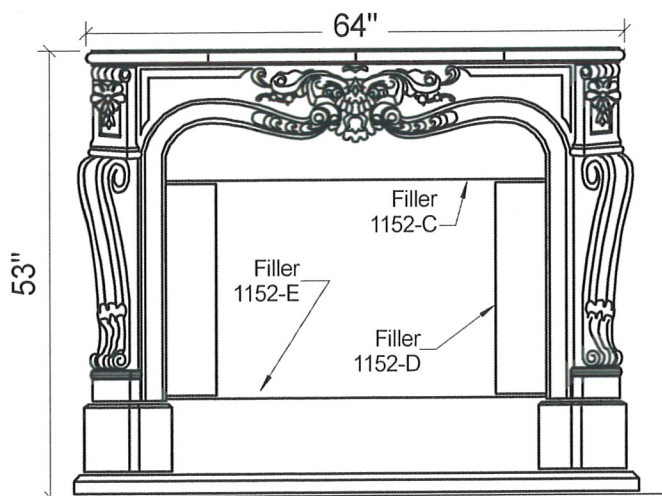
1150 Autumns Gate



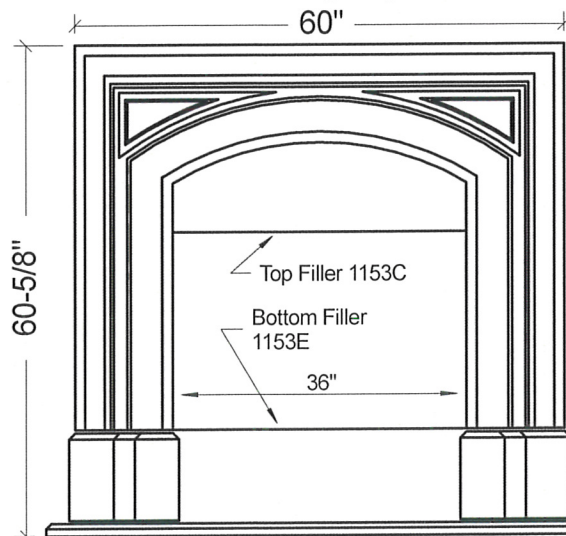
1151 Roman



1152 Balmier



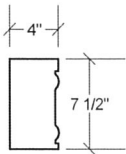
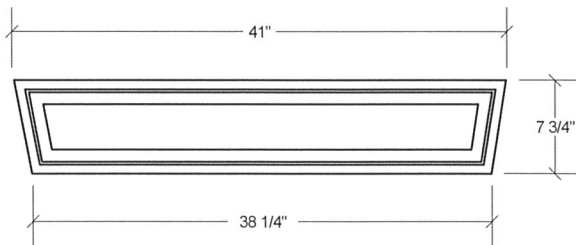
1153 Regency



(Lintels) HEADERS

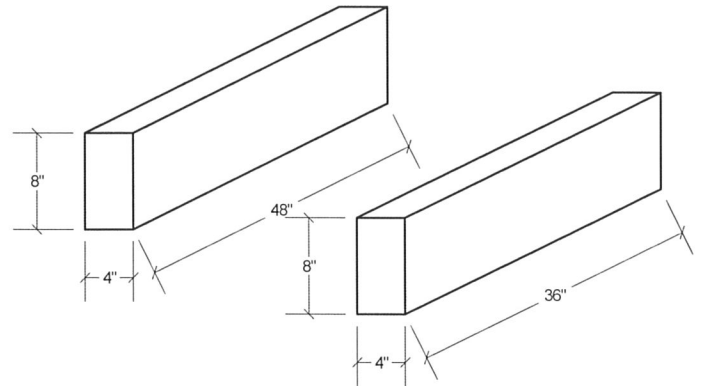
**Remember
We Can Do Custom Header, Trim, Jambs, Ext.**

**1006 HEADER
(1125 SERIES)**



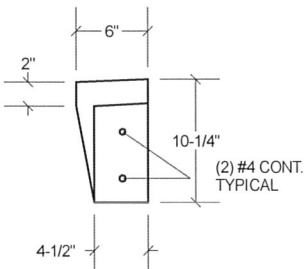
SEE TRIM SECTION

CUSTOM BLOCK LINTELS

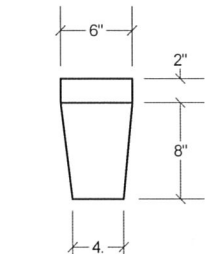


Most sizes reinforced. Anchors and ties included.

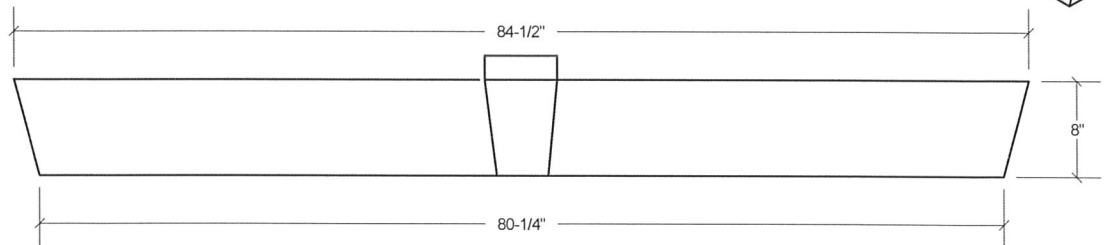
**1378 HEADER/KEYSTONE COMBO
AJUSTABLE**



END VIEW



FRONT VIEW
(Keystone)



AVAILABLE IN VARIOUS LENGTHS
24" TO 80 1/4"

CUSTOM HEADERS ARE AVAILABLE



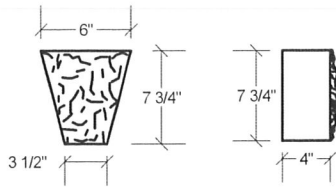
Brailsford Cast Stone Inc.
642 West 1300 North
Springville, Utah 84663

Phone: 801-491-6272
Fax: 801-491-6273
www.brailsfordcast.com

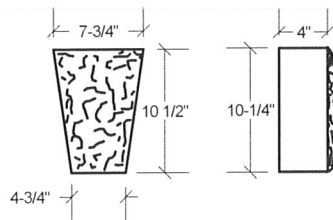
Comments

KEYSTONES

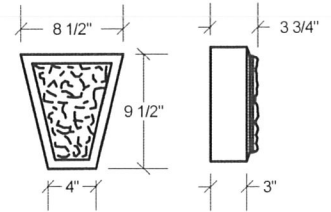
1309 ROCK-FACE KEYSTONE



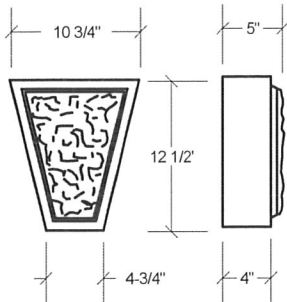
1308 ROCK-FACE KEYSTONE



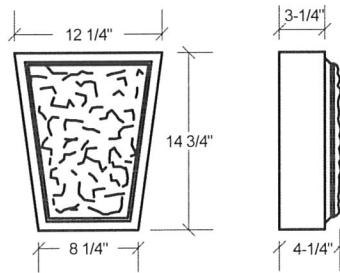
1256 ROCK-FACE KEYSTONE WITH CHAMFER



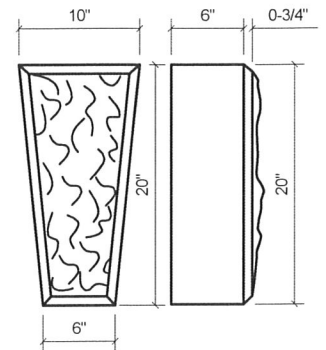
1255 ROCK-FACE KEYSTONE WITH CHAMFER



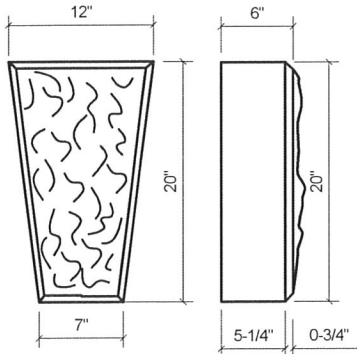
1254 ROCK-FACE KEYSTONE WITH CHAMFER



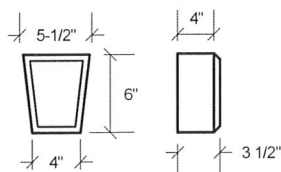
1078 ROCK-FACE KEYSTONE WITH CHAMFER



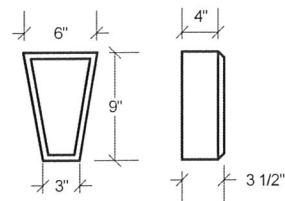
1038 ROCK-FACE KEYSTONE



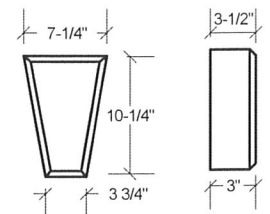
1029 KEYSTONE SMOOTH



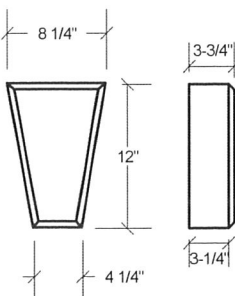
1079 KEYSTONE SMOOTH



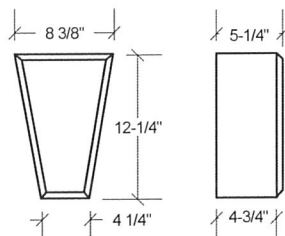
1080 KEYSTONE SMOOTH



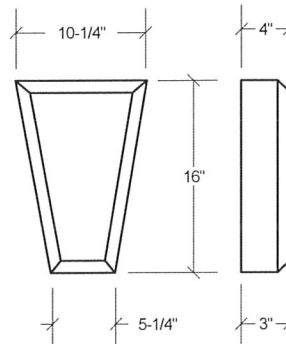
1081 KEYSTONE SMOOTH



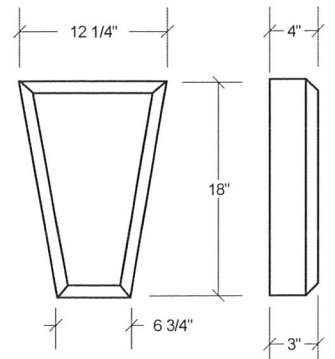
1081-5 KEYSTONE SMOOTH



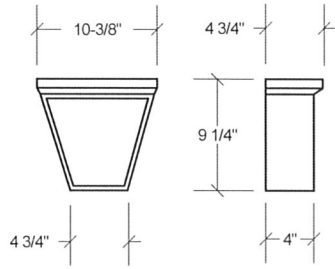
1082 KEYSTONE SMOOTH



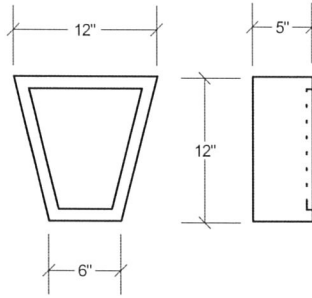
1083 KEYSTONE SMOOTH



1036 KEYSTONE
SMOOTH

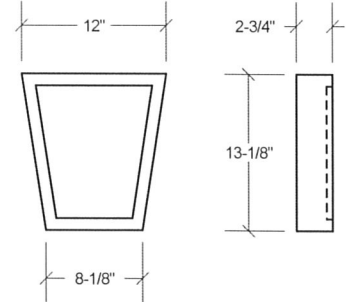


1037 KEYSTONE
SMOOTH

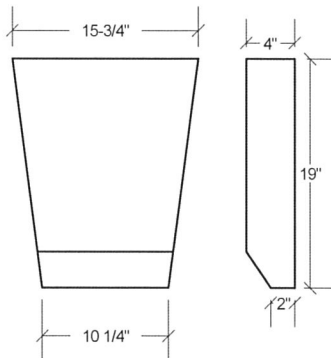


KEYSTONES

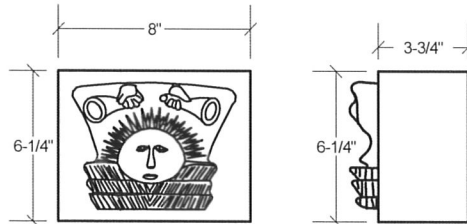
1143 KEYSTONE
SMOOTH



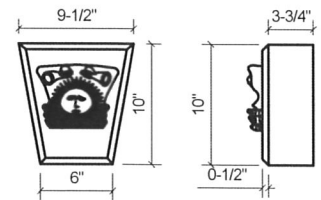
1169 KEYSTONE



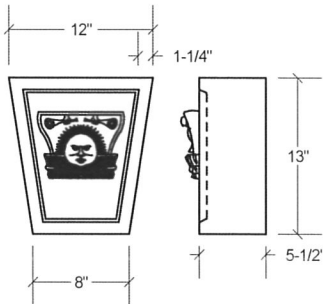
1118 SUN STONE
W/ TRUMPETS



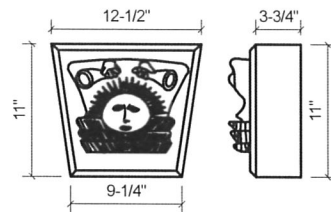
1000 SUN STONE
W/ TRUMPETS



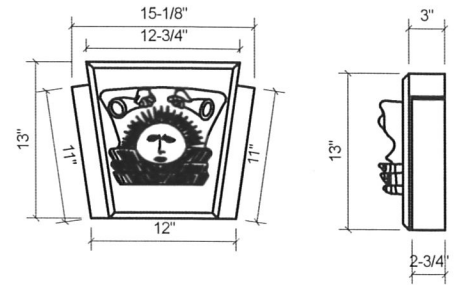
1386 SUN STONE
W/ TRUMPETS



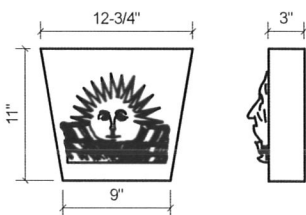
1001 SUNSTONE
W/ TRUMPETS




1124 SUNSTONE
W/ TRUMPETS



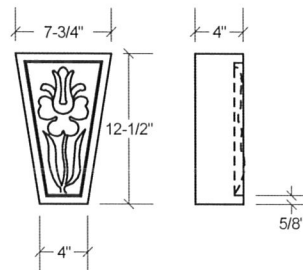
1107 SUNSTONE



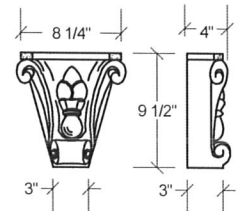
1110 SUNSTONE



1372 IRIS



1227 ROSE
KEYSTONE



Available thicker



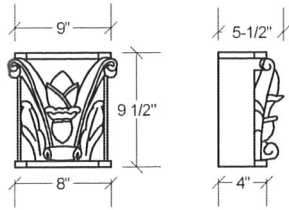
Brailsford Cast Stone Inc.
642 West 1300 North
Springville, Utah 84663

Phone: 801-491-6272
Fax: 801-491-6273
www.brailsfordcast.com

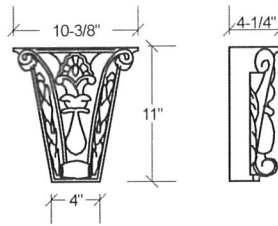
Comments

KEYSTONES

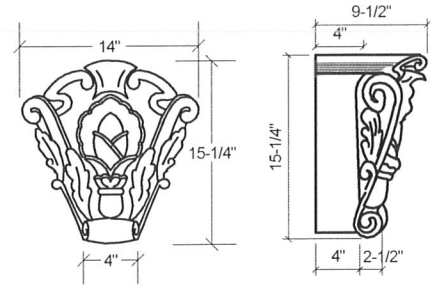
1209 SQ. KEYSTONE WITH FLORA



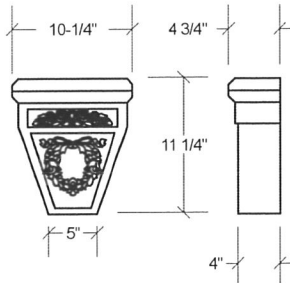
1210 ROSETTE KEYSTONE



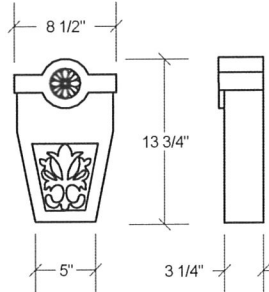
1208 ROSETTE KEYSTONE



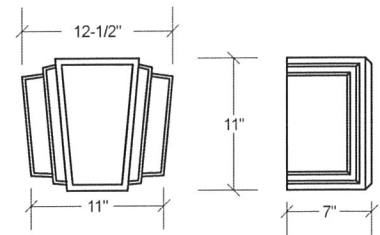
1035 KEYSTONE W/ WREATH



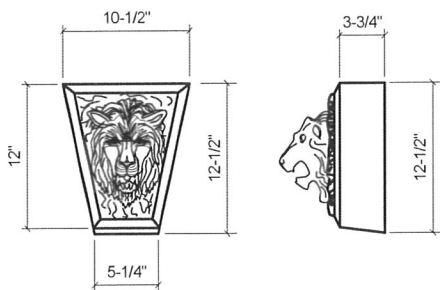
1229 W/ FLEUR DE LYS



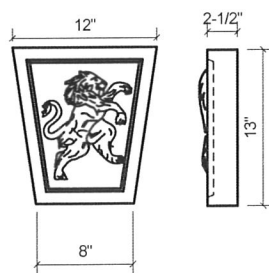
1230 CONTEMPORARY KEYSTONE



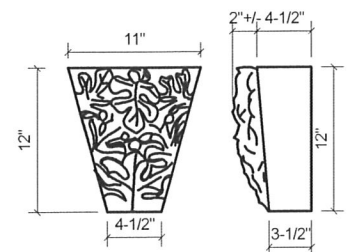
1070 LIONS HEAD



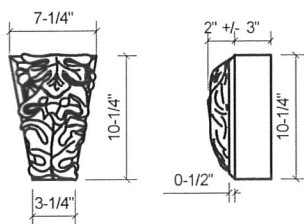
1086 LION



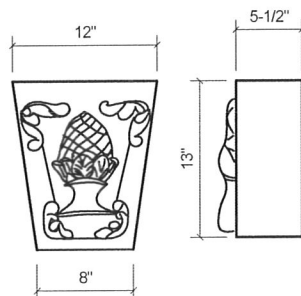
1094 ACORN W/ OAK LEAF



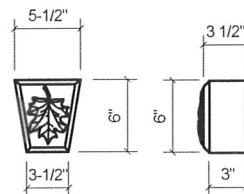
1100 ACORN W/ OAK LEAF



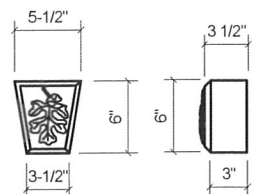
1102 PINEAPPLE



1104 MAPLE LEAF

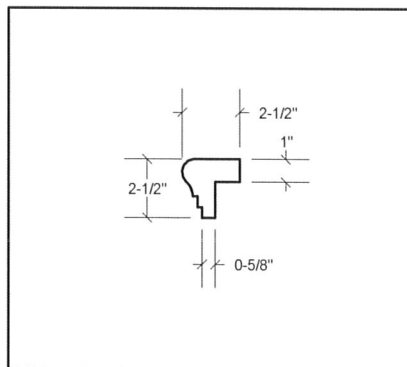
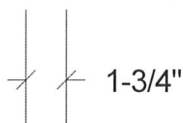
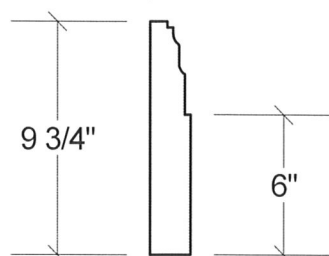
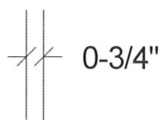
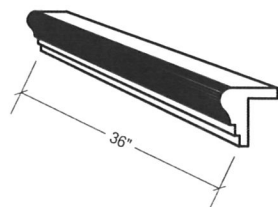


1106 OAK LEAF

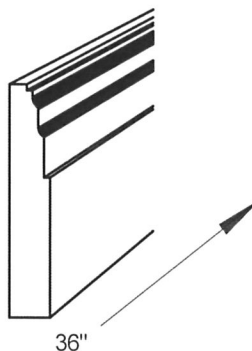


(countertop and cabinet molding) MISCELLANEOUS

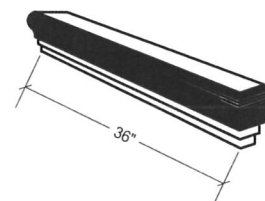
1427 COUNTERTOP EDGING
(STRETCHER)



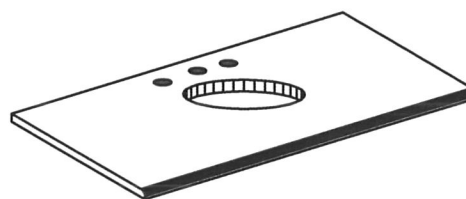

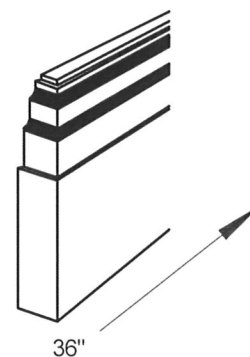
1429 COUNTER BASE
STRETCHER



1428 COUNTERTOP EDGING
(DOUBLE CORNER)



1430 COUNTER BASE
DOUBLE CORNER



CUSTOM COUNTERTOP AVAILABLE
(CALL FOR PRICING)



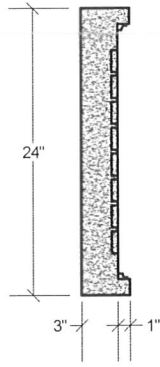
Brailsford Cast Stone Inc.
642 West 1300 North
Springville, Utah 84663

Phone: 801-491-6272
Fax: 801-491-6273
www.brailsfordcast.com

Comments

MISCELLANEOUS (address block, plaques & medallions)

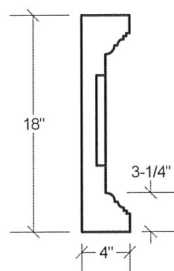
1340



1341




1371 LARGE PLAQUE

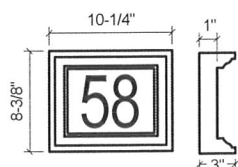


1259 ADDRESS BLOCK


Swis721 Font



1270 Small Address Block

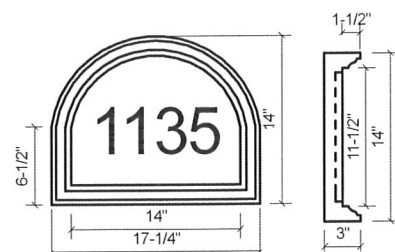


1258 Address Block

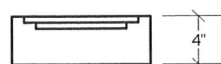
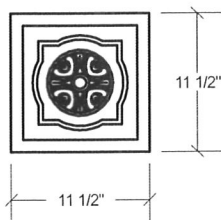


Up to 5 numbers

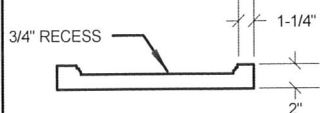
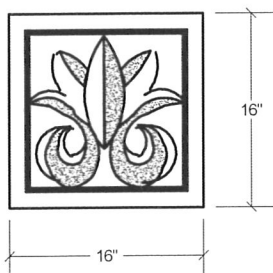
1135 ADDRESS BLOCK




1158 MEDALLION



1335 TRIANDRIA




1336 TRIANDRIA



Up to 5 numbers

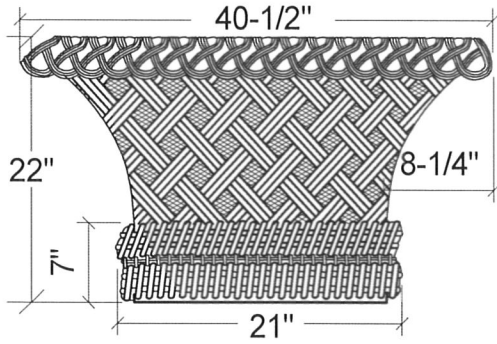
1012 ADDRESS BLOCK



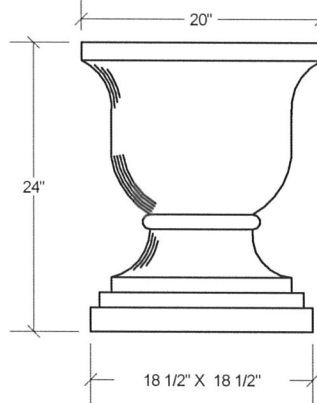
Up to 5 numbers



1154 CIRCLE PLANTER



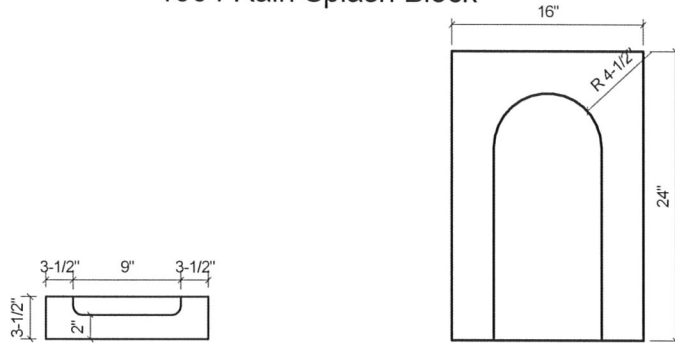
1062 URN



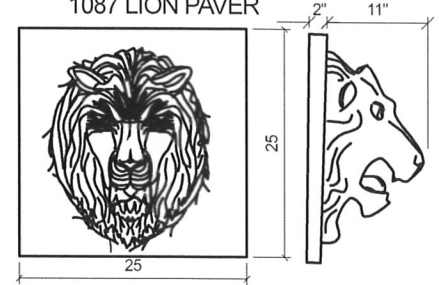
MISCELLANEOUS

Note: See Statuary Catalog for other urns and planters

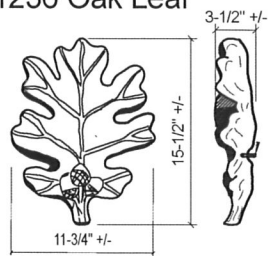
1004 Rain Splash Block



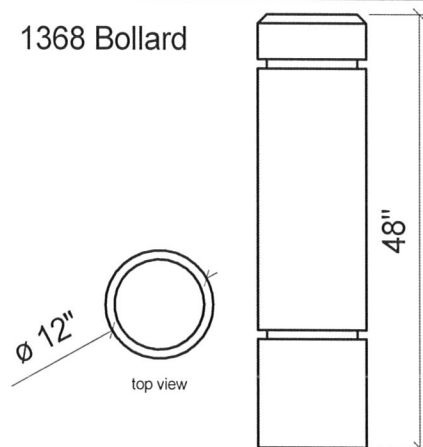
1087 LION PAVER



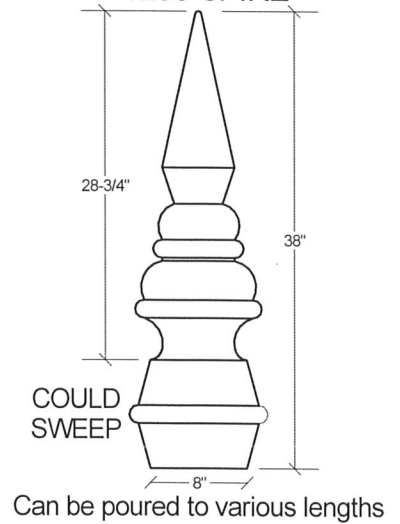
1236 Oak Leaf



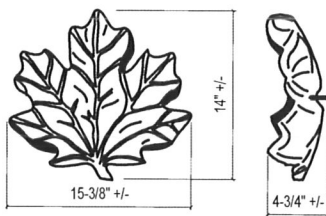
1368 Bollard



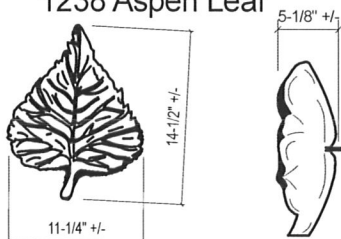
1298 SPIRE



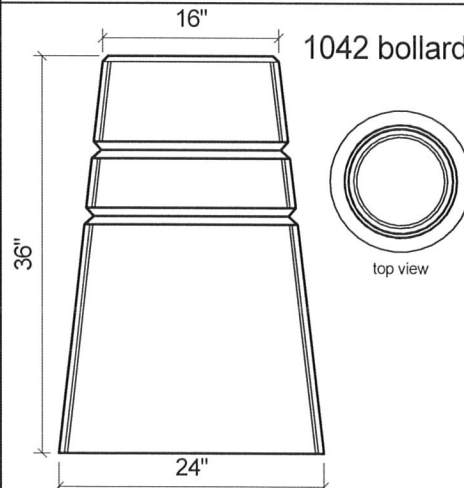
1237 Maple leaf



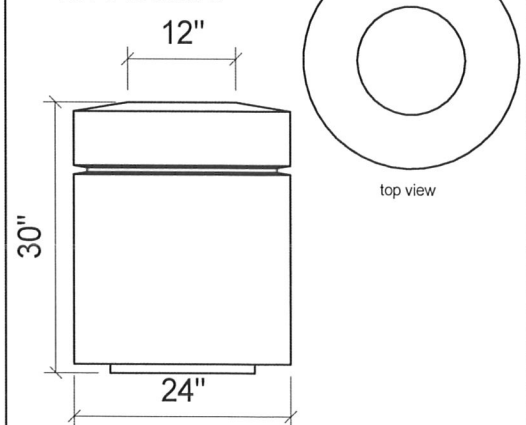
1238 Aspen Leaf



1042 bollard



1370 Bollard



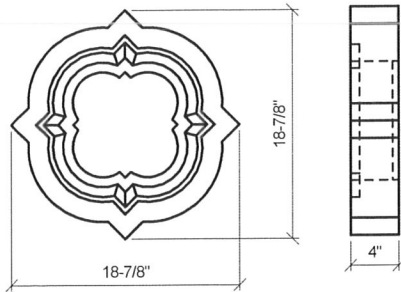
Brailsford Cast Stone Inc.
642 West 1300 North
Springville, Utah 84663

Phone: 801-491-6272
Fax: 801-491-6273
www.brailsfordcast.com

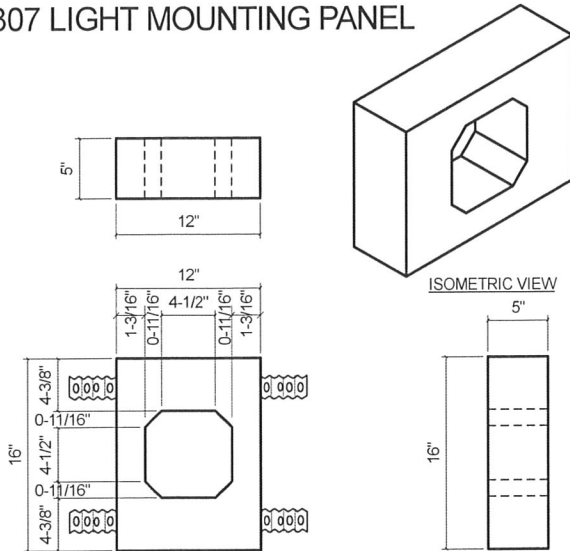
Comments

MISCELLANEOUS (bases, capitals and counter top)

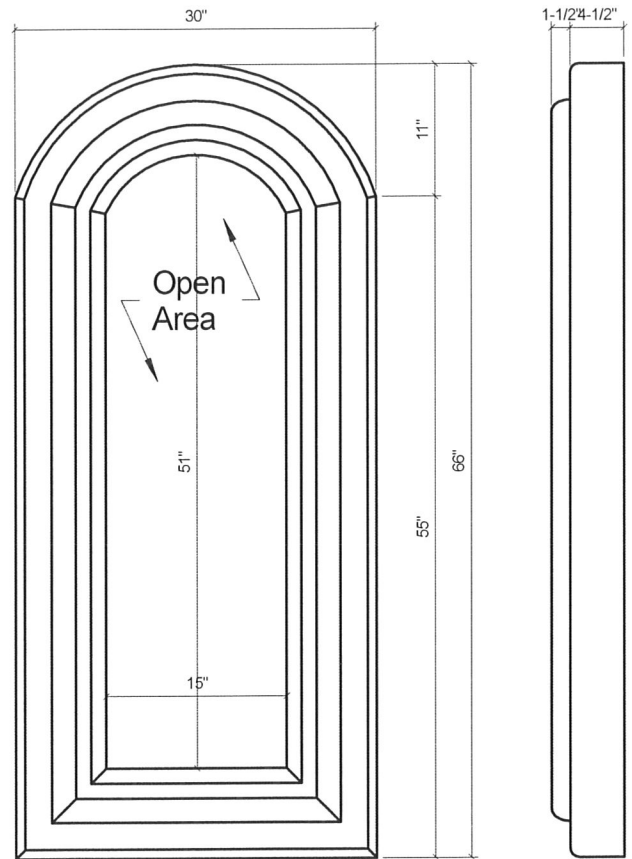
1069 VENT



1307 LIGHT MOUNTING PANEL



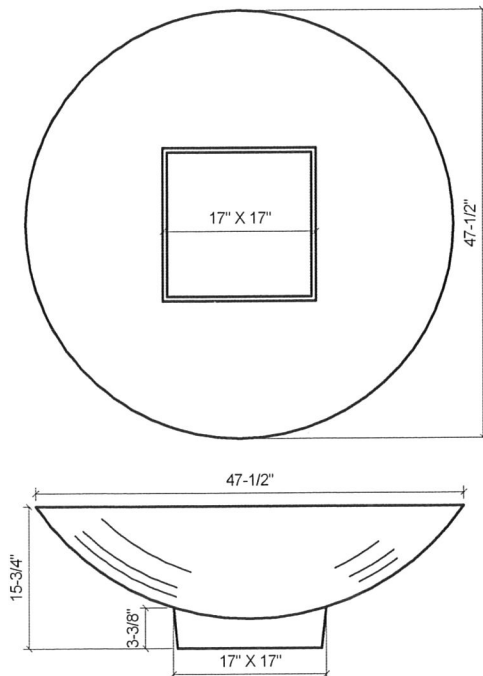
1310 VENT WITH RADIUS



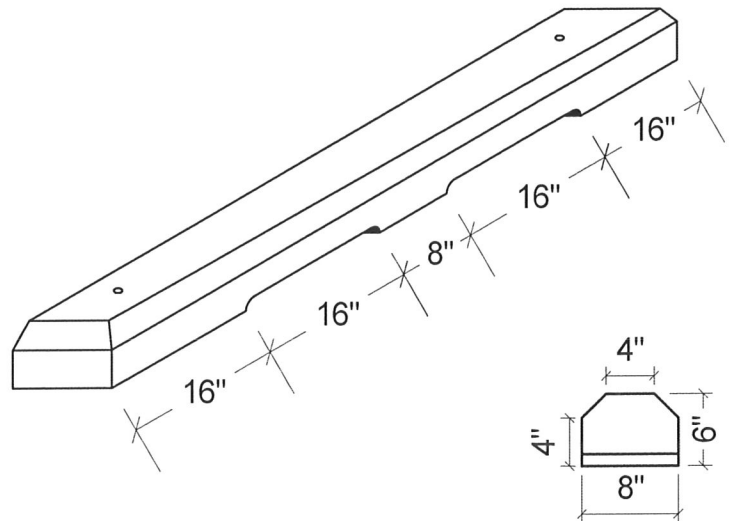
FRONT VIEW

SIDE VIEW

1039 PLANTER BOWL

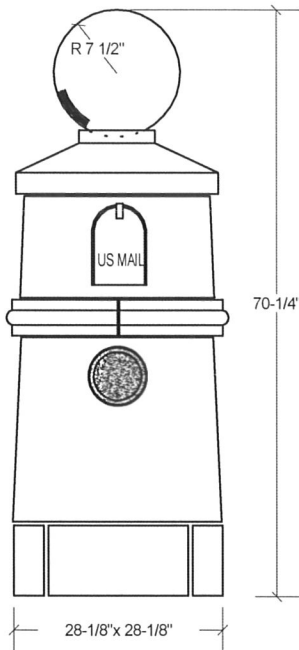


1190 CONCRETE WHEEL STOP

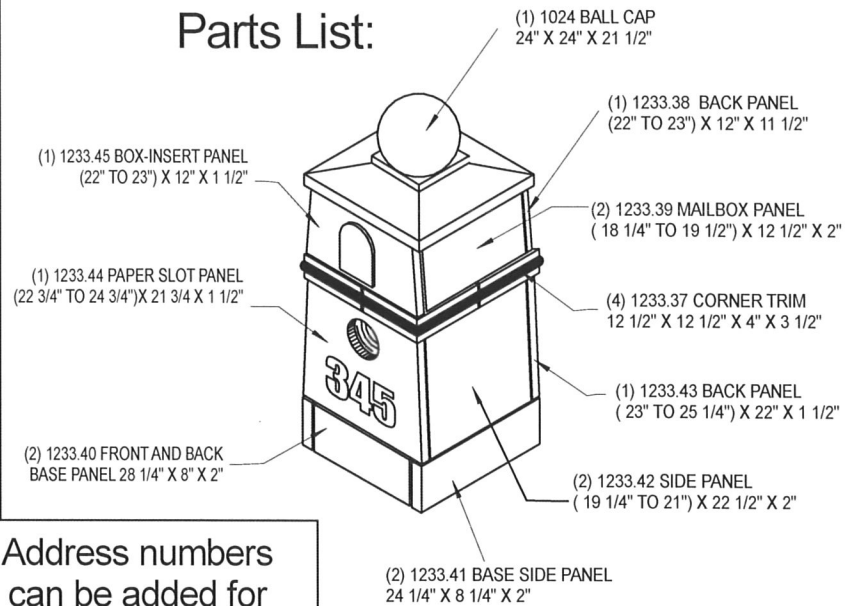


(mailbox, table) MISCELLANEOUS

**1233
MAILBOX**



Parts List:

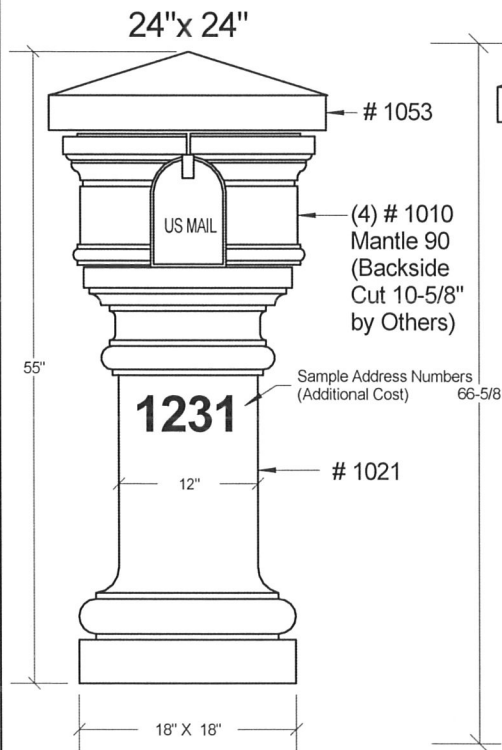


Address numbers
can be added for
an additional charge.

**1231
COLUMN STYLE MAIL BOX**

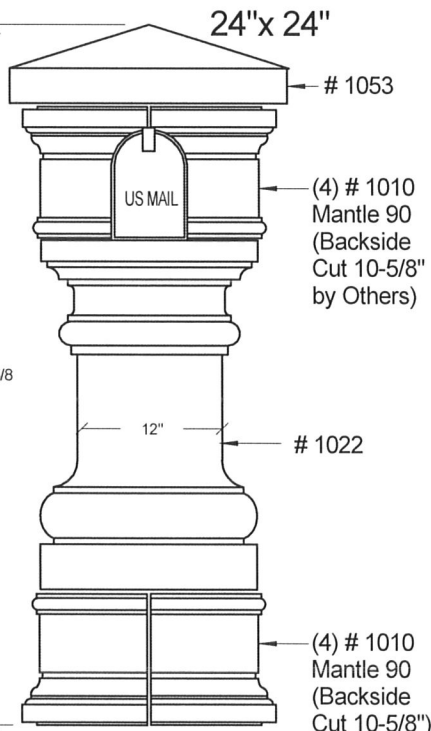
**1327
COLUMN STYLE MAIL BOX
WITH BASE**

**1228
COLUMN STYLE MAIL BOX TALL**



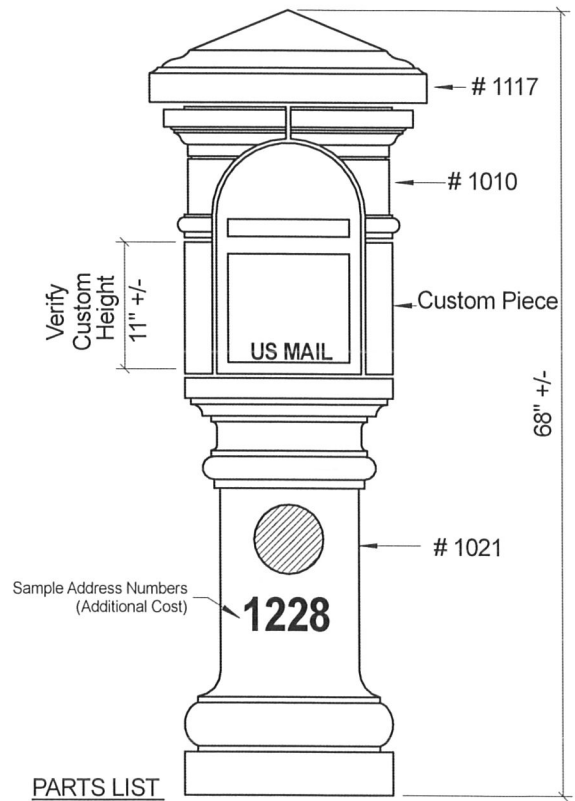
PARTS LIST

- (1) 1053 PIER CAP
- (4) 1010 MANTLE CORNERS
- (1) 1021 36" COLUMN



PARTS LIST

- (1) 1053 PIER CAP
- (8) 1010 MANTLE CORNERS
- (1) 1022 29" COLUMN



PARTS LIST

- 1117- (1) 24" x 24" Pier Cap
- 1010- (4) Mantle Corners
- 1021 - (1) 36" Column
- Custom - (4) Precast Extension





Brailsford Cast Stone Inc.
642 West 1300 North
Springville, Utah 84663

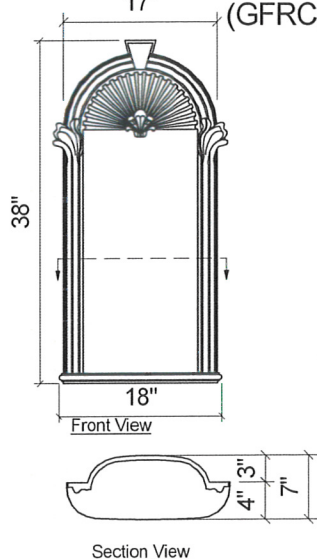
Phone: 801-491-6272
Fax: 801-491-6273
www.brailsfordcast.com

Comments

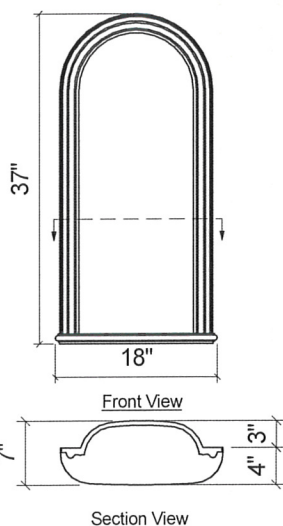
MISCELLANEOUS (signs, logo and Niche)



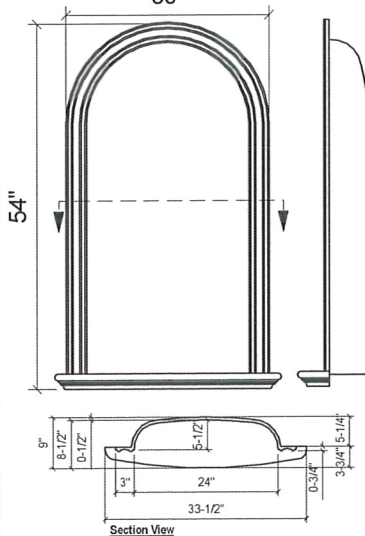
1264 Small Niche with detail (GFRC)




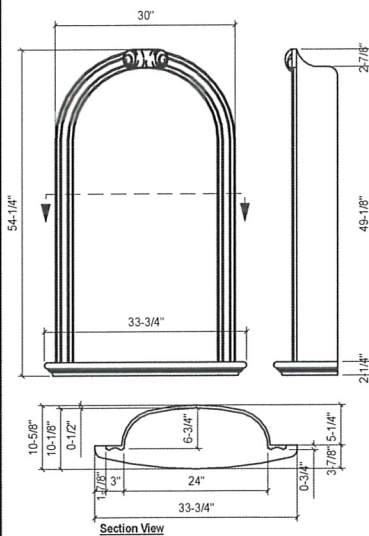
1263 Small Niche (GFRC)



1269 Large Niche (GFRC)



1275 Large Niche (GFRC)



CALL FOR SPECIAL PRICING ON SIGNS AND LOGOS. BRAILSFORD CAST STONE HAS ON STAFF, A CUSTOM DESIGN TEAM THAT CAN WORK CLOSELY WITH THE CUSTOMER AND PROVIDE CUSTOM DRAWINGS AND DESIGNS TO FIT YOUR NEEDS.

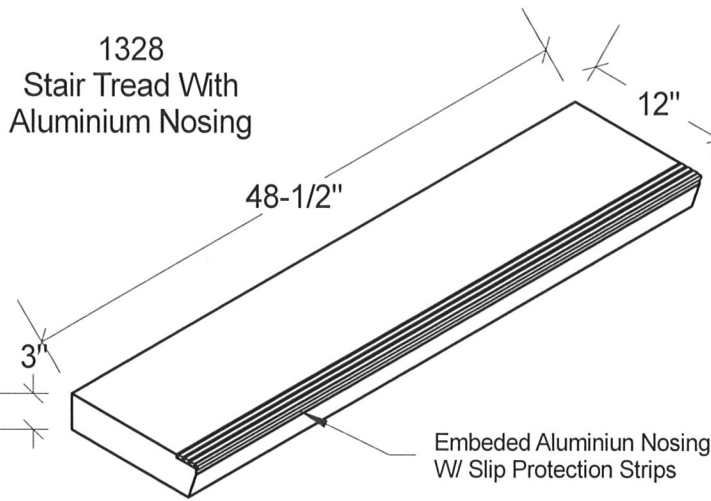


(Stair Treads, blocks) MISCELLANEOUS

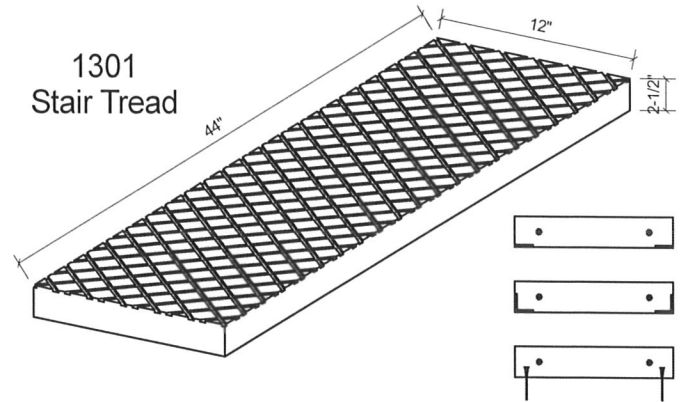
(See Shop Drawing for Various Connections)

See Large Drawing For
Anchoring Details

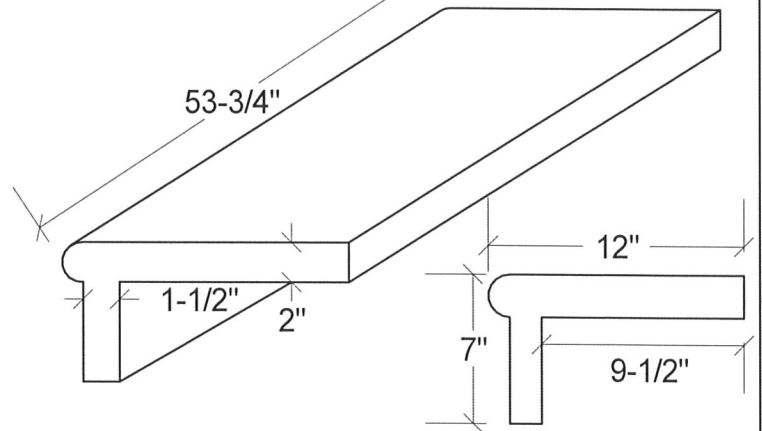
1328
Stair Tread With
Aluminium Nosing



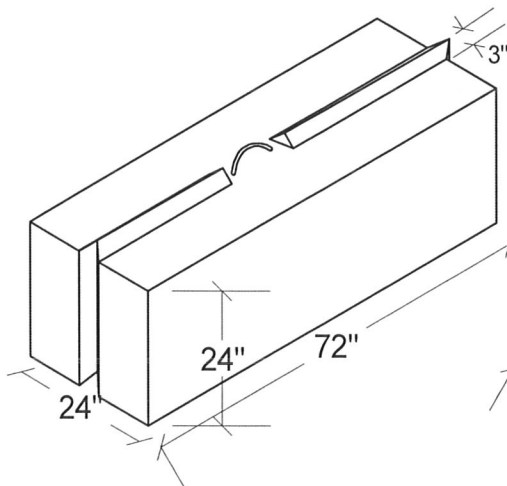
1301
Stair Tread



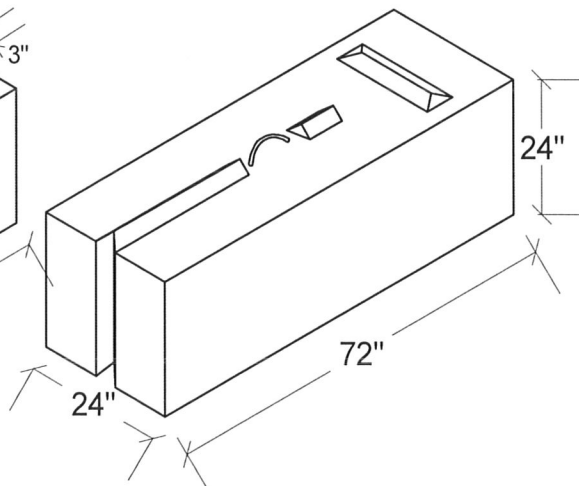
1166
STAIR TREAD WITH RISER



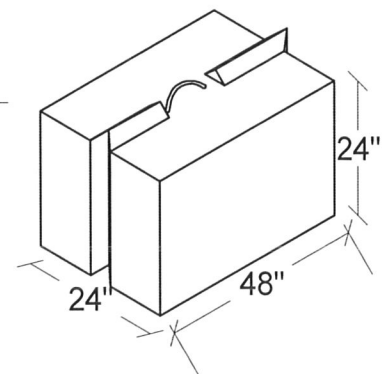
Various lengths, depths &
anchoring configurations
available on all stair treads



1186 FULL WALL BLOCK



1188 CORNER BLOCK



1187 1/2 END BLOCK



Brailford Cast Stone Inc.
642 West 1300 North
Springville, Utah 84663

Phone: 801-491-6272
Fax: 801-491-6273
www.brailfordcast.com

Comments



PAVERS

PAVERS

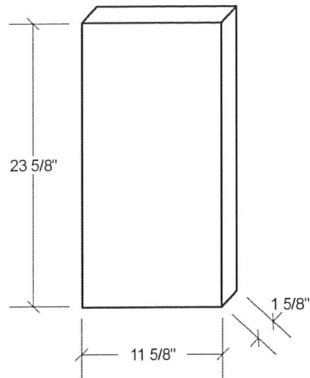


PAVERS

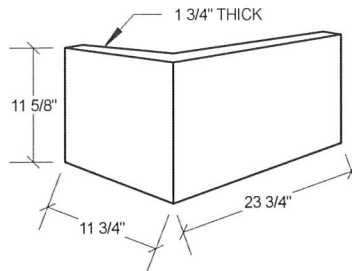


PAVERS

1005 PAVER
STRETCHER SMOOTH

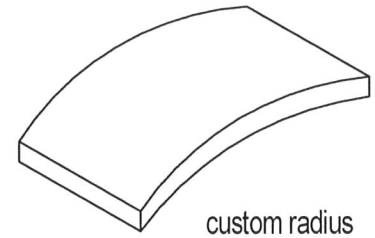


1257 PAVER
CORNER SMOOTH
(1005 SERIES)



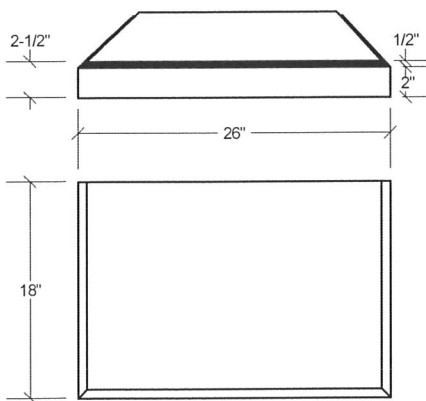
COULD USE AS QUOINS STAGGARD

ARCHED PAVER
(1005 SERIES)

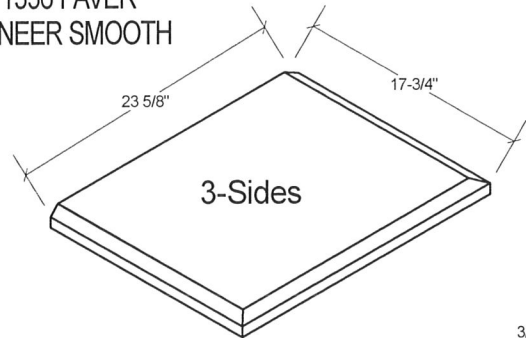


FOR USE WITH THE
1005 PAVER

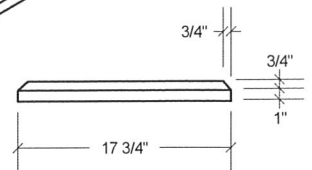
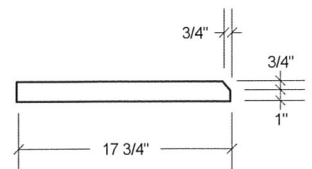
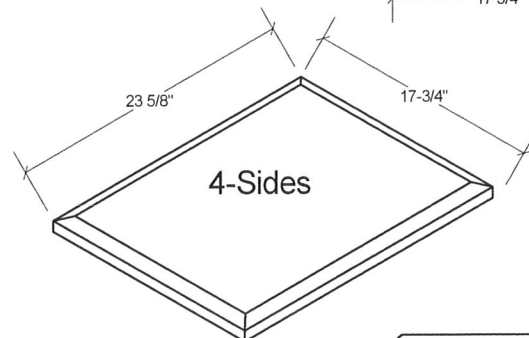
1140 HEARTH PAVER
SMOOTH



1356 PAVER
VENEER SMOOTH

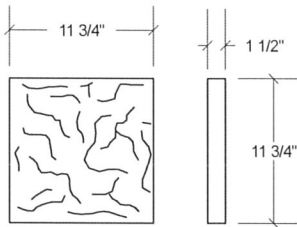


1355 PAVER
VENEER SMOOTH

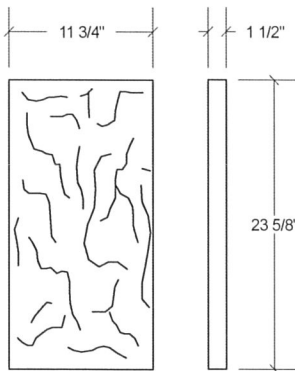


PAVERS

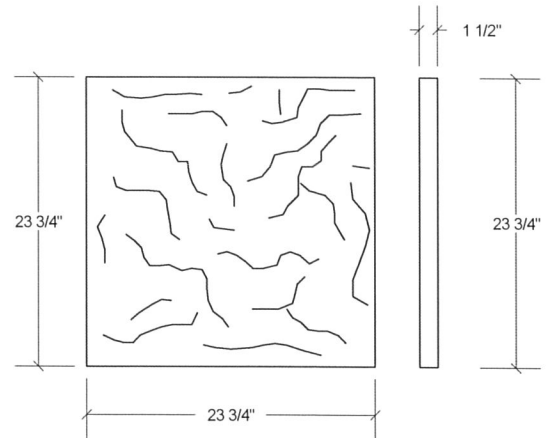
**1363 ROCK
FACE PAVER**



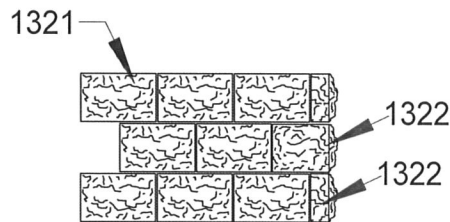
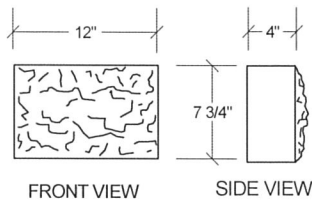
**1364 ROCK
FACE PAVER**



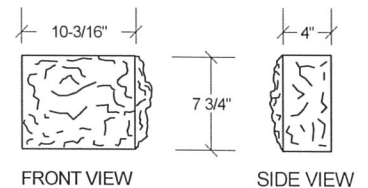
**1365 ROCK FACE
PAVER**



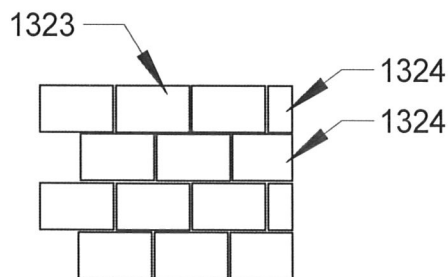
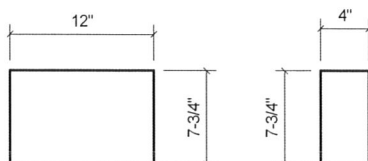
**1321
CHIPPED ROCK VENEER
(STRETCHER)**



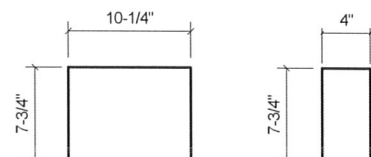
**1322
CHIPPED ROCK
VENEER (CORNER)
(1321 SERIES)**



**1323
SMOOTH FACE VENEER
(STRETCHER)**



**1324
SMOOTH FACE VENEER
(CORNER)**




Brailsford Cast Stone Inc.
642 West 1300 North
Springville, Utah 84663

Phone: 801-491-6272
Fax: 801-491-6273
www.brailsfordcast.com


Comments

PAVERS

1196
ROSETTE PAVER WITH SPRAY
(INSERT)




1387
ROSETTE PANEL

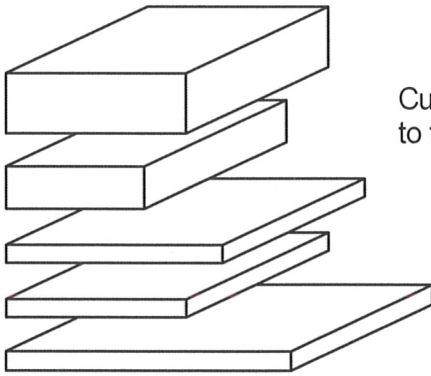


1387-1
Available in a 70-3/4" length also.

1195 ROSETTE PANEL

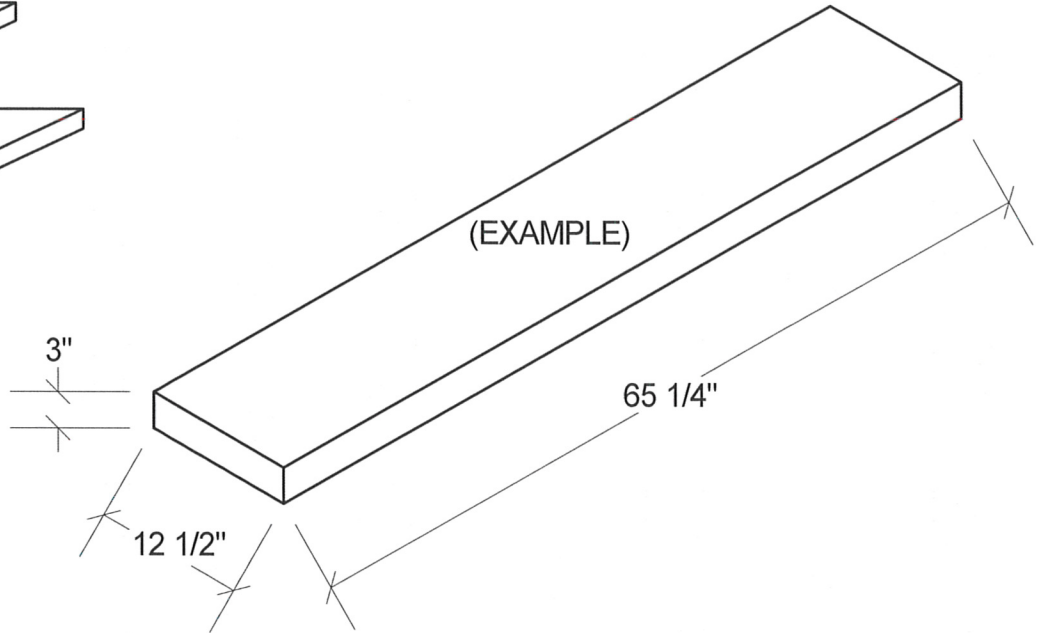


(pavers and veneer) PAVERS



Custom Pavers in various sizes and shapes to fit your needs. Call for pricing and size varification.

CUSTOM HEARTH STONE
(REINFORCED)



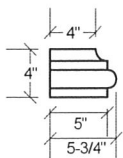
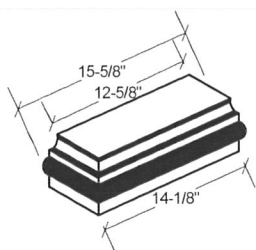
Brailsford Cast Stone Inc.
642 West 1300 North
Springville, Utah 84663

Phone: 801-491-6272
Fax: 801-491-6273
www.brailsfordcast.com

Comments

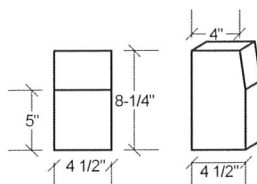
PLINTHS

1014 BULLNOSE PLINTH



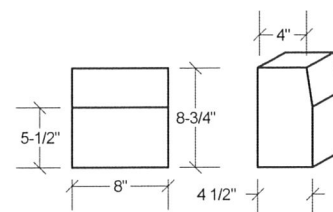
USE WITH THE 1013
FIREPLACE SERIES
AND 12" TRIM

1221 4" PLINTH



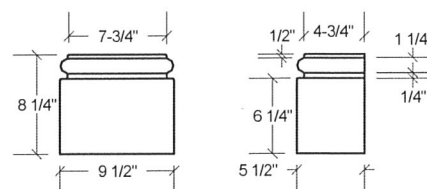
USE WITH 4 1/2" TRIM

1222 8" PLINTH

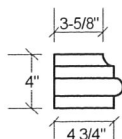
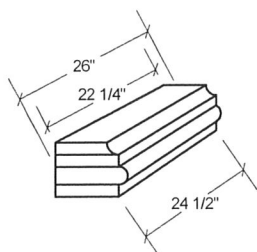


USE WITH THE 7 1/2" TRIM

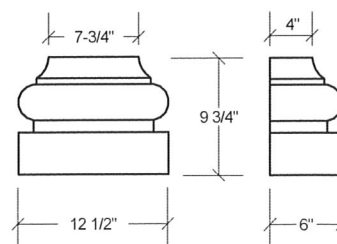
1342 PLINTH



1359 PLINTH (1014 SERIES)



1015 PLINTH



USE WITH THE 1125 SERIES



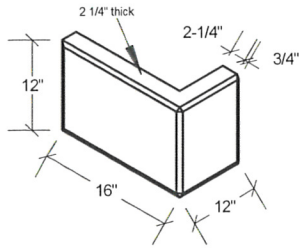
<div data-bbox="168 134 456 205" data-label="Caption"> <p>1068 ROCK-FACE QUOIN STAGGERED</p> </div> <div data-bbox="175 218 474 504" data-label="Image"> </div>		<div data-bbox="1336 81 1518 132" data-label="Section-Header"> <p>QUOINS</p> </div> <div data-bbox="1198 140 1442 212" data-label="Caption"> <p>1046 ROCK-FACE W/O CHAMFER</p> </div> <div data-bbox="1187 224 1505 512" data-label="Image"> </div>
---	--	---

See our Rockface Keystones, Sills and Trim in the Window and Door section of this catalog.

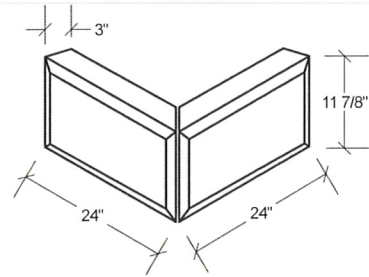
<div data-bbox="73 1276 423 1348" data-label="Caption"> <p>1253 ROCK-FACE QUOIN WITH CHAMFER</p> </div> <div data-bbox="82 1430 388 1717" data-label="Image"> </div>	<div data-bbox="480 1270 777 1341" data-label="Caption"> <p>1252 ROCK FACE QUOIN W/ CHAMFER</p> </div> <div data-bbox="456 1434 763 1711" data-label="Image"> </div>	<div data-bbox="862 1278 1157 1350" data-label="Caption"> <p>1067 ROCK-FACE QUOIN W/ CHAMFER</p> </div> <div data-bbox="873 1428 1157 1728" data-label="Image"> </div>	<div data-bbox="1235 1281 1533 1352" data-label="Caption"> <p>1045 ROCK-FACE QUOIN W/ CHAMFER</p> </div> <div data-bbox="1203 1396 1515 1701" data-label="Image"> </div>
--	--	--	--

QUOINS

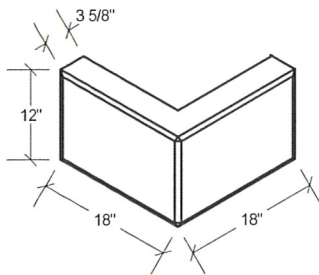
1422 SMOOTH FACE W/ CHAMFER



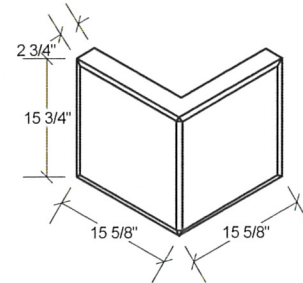
1076 2 PIECE QUOIN WITH CHAMFER



1174 SMOOTH FACE W/ CHAMFER




1311 SMOOTH FACE QUOIN W/ CHAMFER



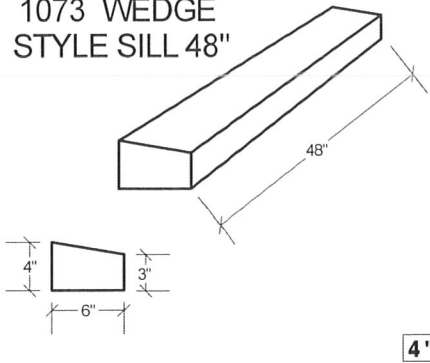


WINDOW SILL

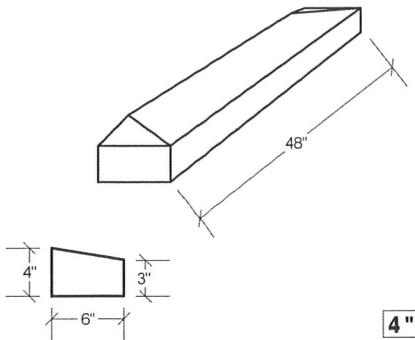


SILLS

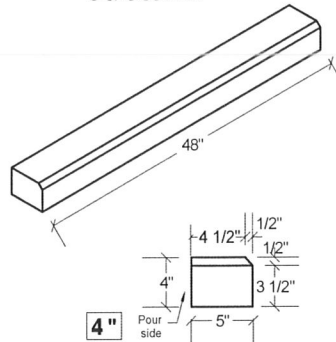
1073 WEDGE
STYLE SILL 48"



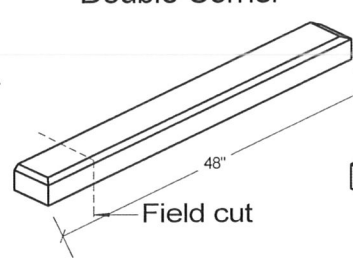
1189 WEDGE DOUBLE END
(1073 SERIES)



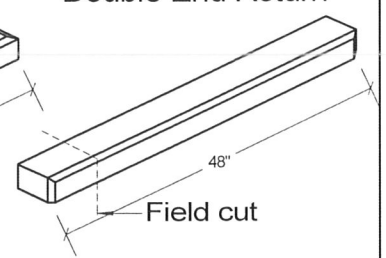
1393 Banding
Stretcher



1394A Banding
Double Corner

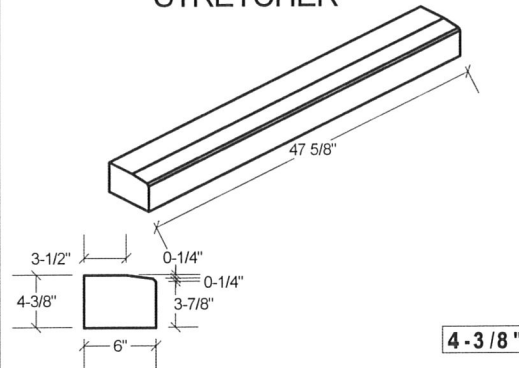


1394B Banding
Double End Return

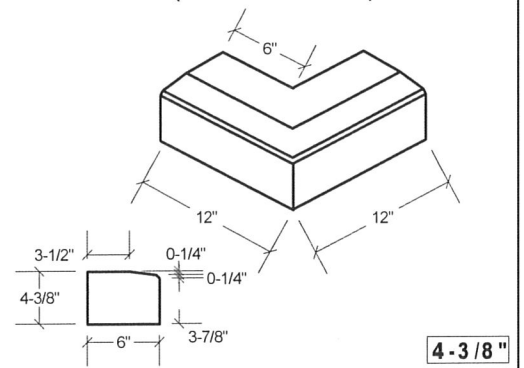


BANDING COULD
SERVE AS SILL OR WATER TABLE

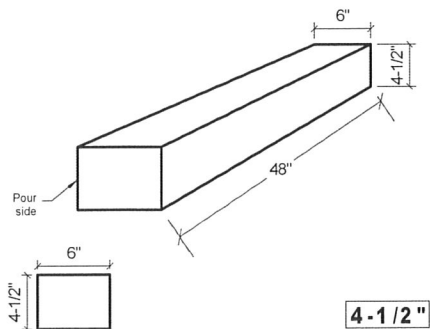
1397 SILL
STRETCHER



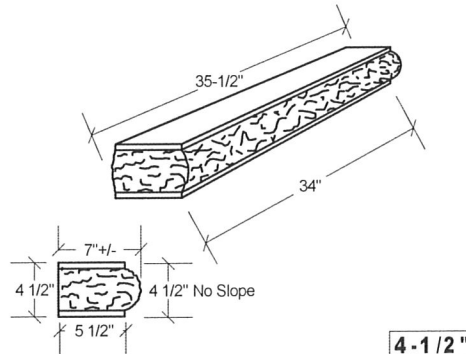
1398 CORNER
(1397 SERIES)



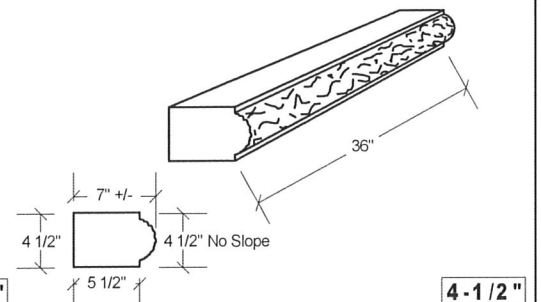
1320 SILL
STRETCHER



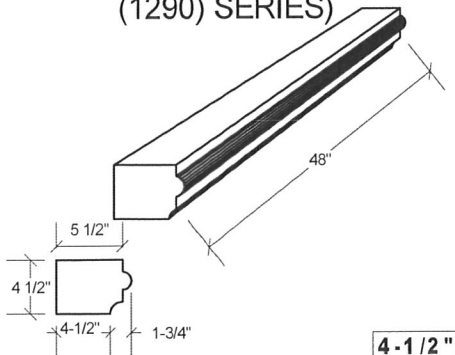
1277 ROCKFACE BULLNOSE
WITH ONE TEMINAL END



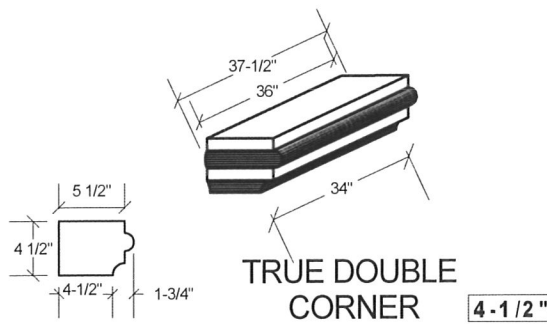
1276 ROCKFACE BULLNOSE
STRETCHER
(1277 SERIES)



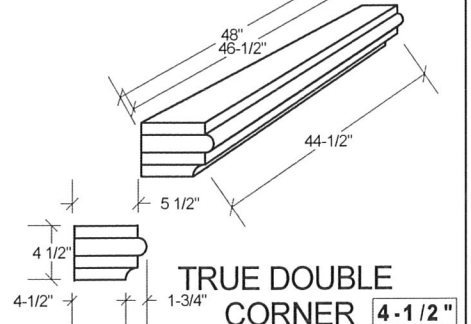
1290 BULLNOSE SILL
48" STRETCHER
(1290 SERIES)

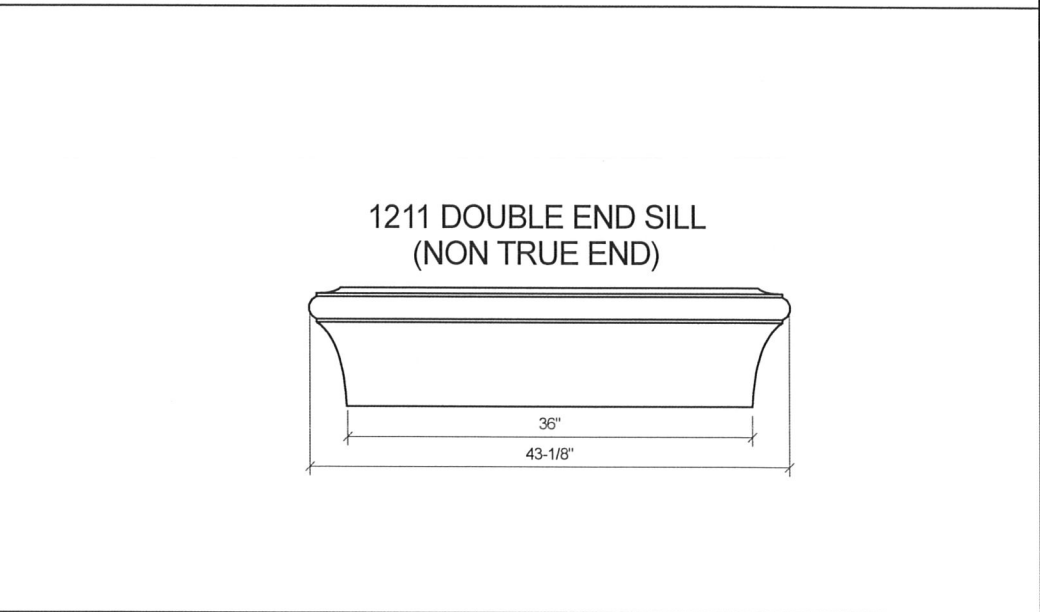
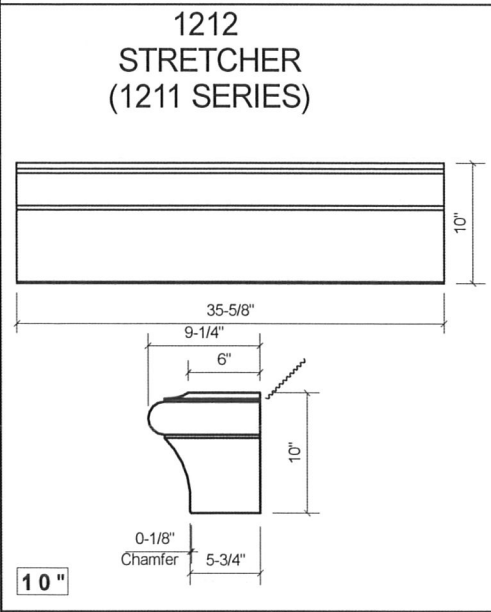
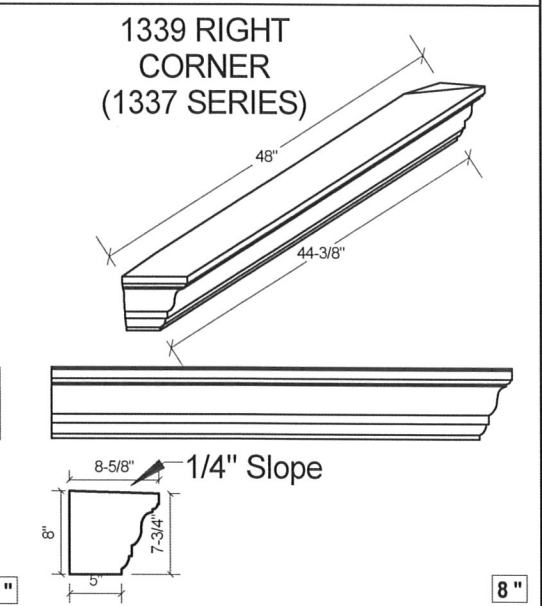
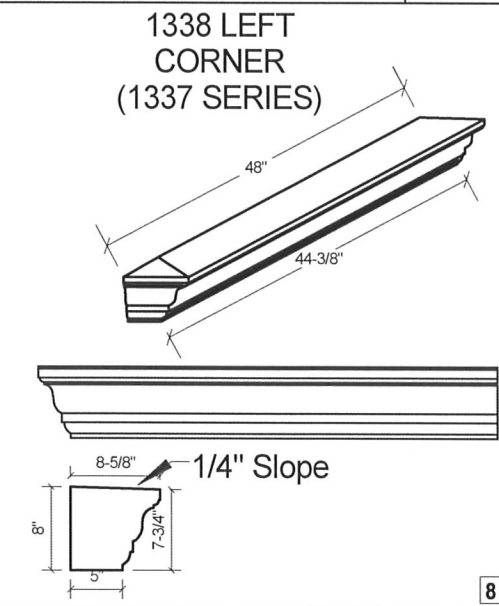
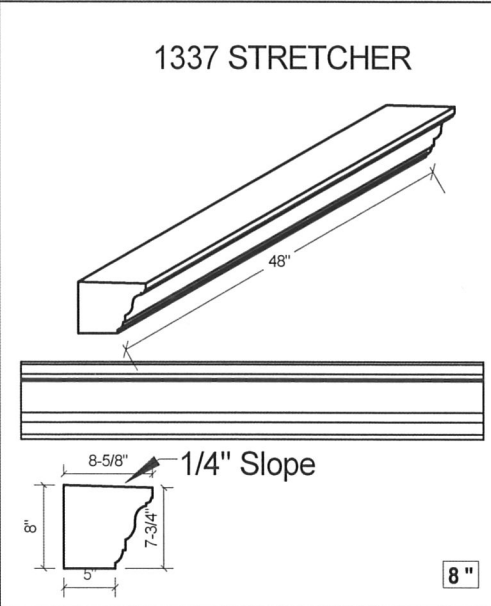
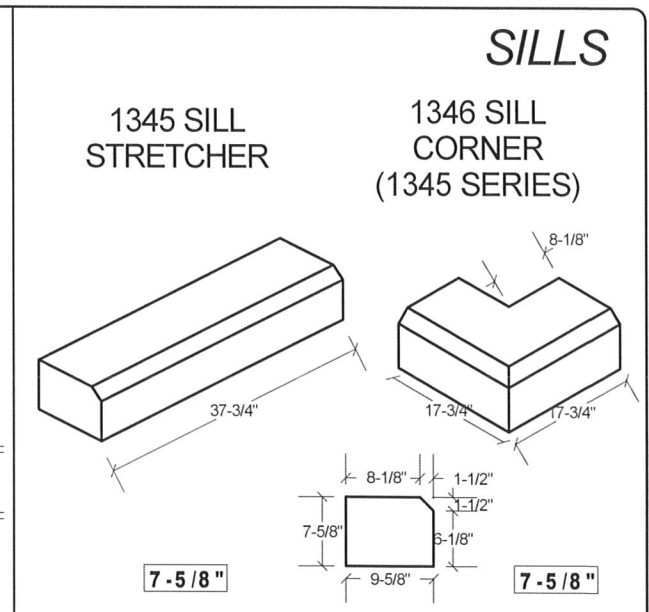
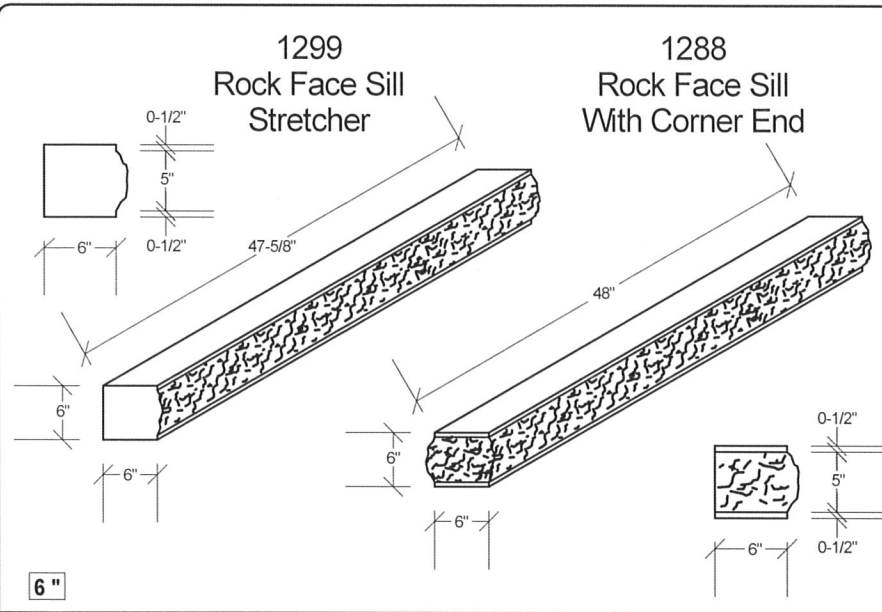



1011 BULLNOSE SILL
W/ TERMINAL ENDS
(1290 SERIES)



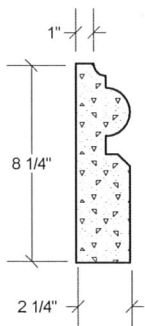
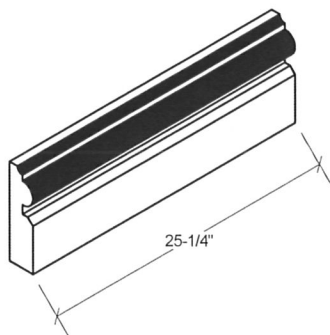
1289 BULLNOSE SILL
WITH TERMINAL ENDS
(1290 SERIES)





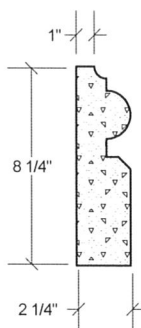
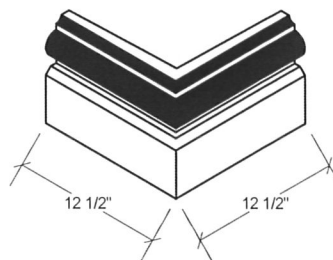


1197 WAINSCOT 8 1/4"
STRETCHER

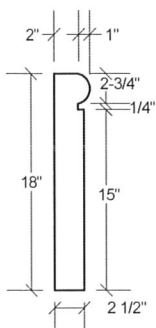
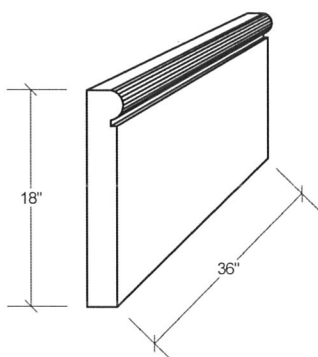


WAINSCOT

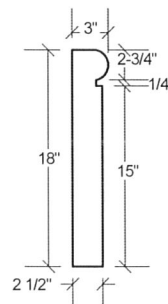
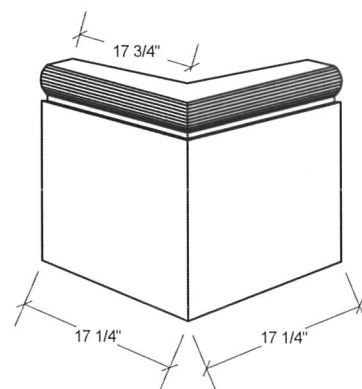
1185 WAINSCOT 8 1/4"
CORNER
(1191 SERIES)



1213 WAINSCOT 18"
STRETCHER



1202 WAINSCOT CORNER 90
(1213 SERIES)



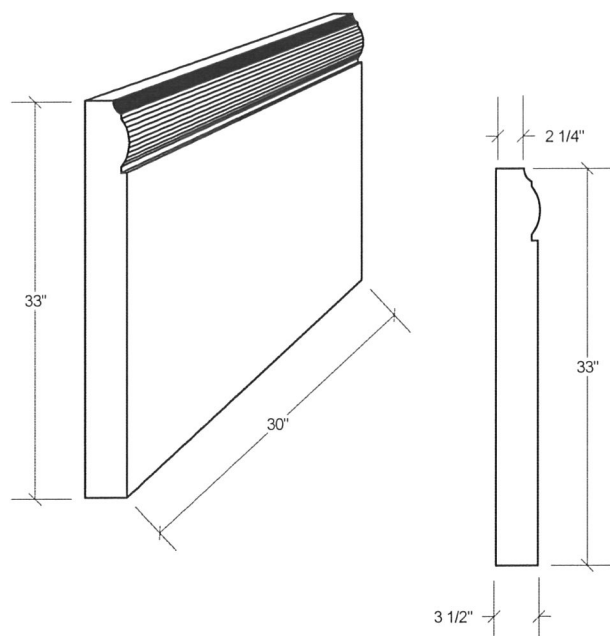
Brailsford Cast Stone Inc.
642 West 1300 North
Springville, Utah 84663

Phone: 801-491-6272
Fax: 801-491-6273
www.brailsfordcast.com

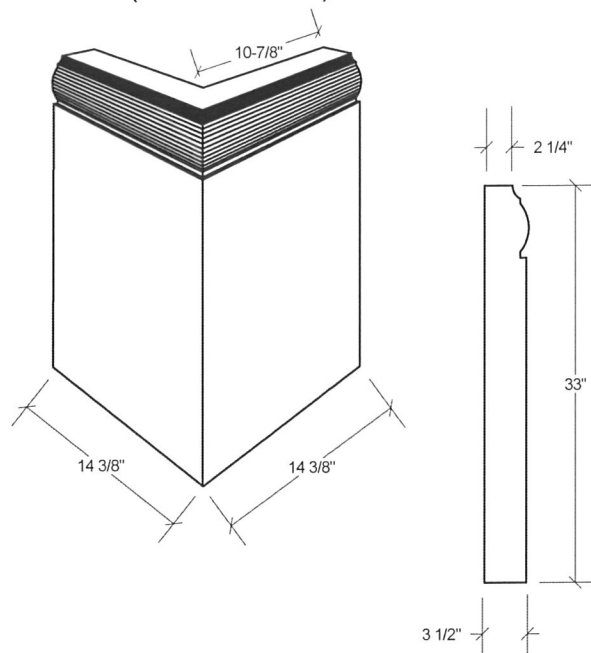
Comments

WAINSCOT

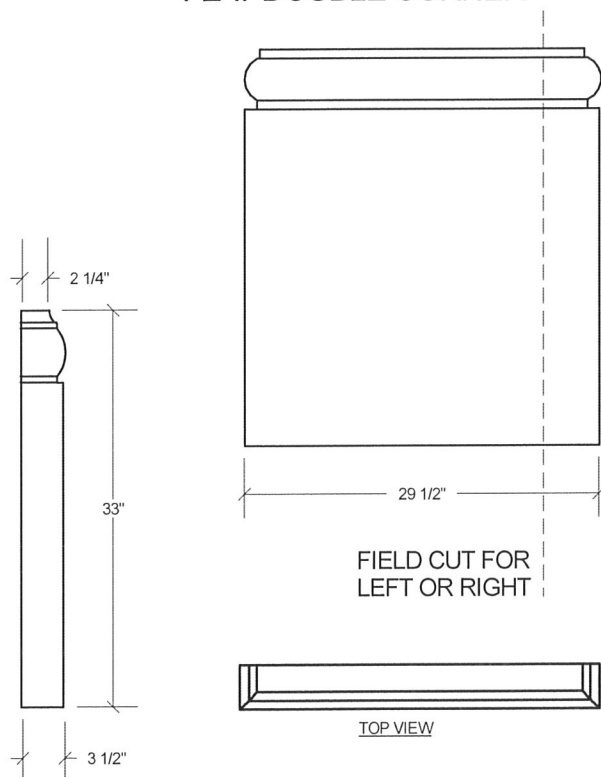
1108
33" WAINSCOT STRETCHER



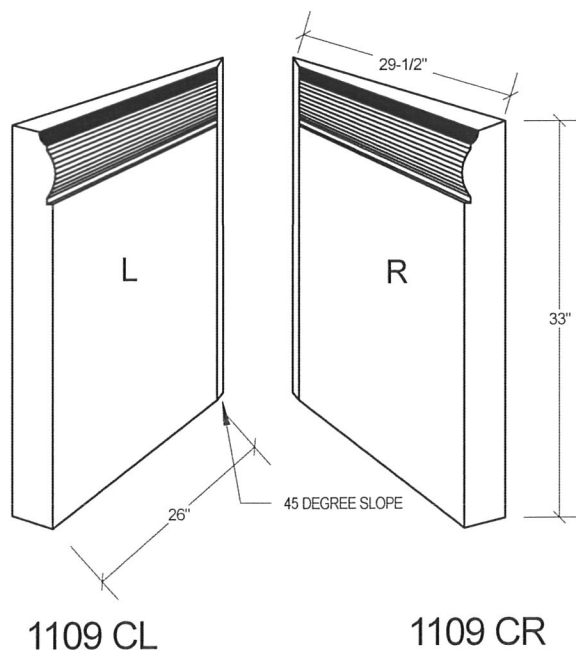
1109A
33" WAINSCOT
CORNER 90
(1108 SERIES)



1109 B
33" WAINSCOT TERMINAL END
(1108 SERIES)
FLAT DOUBLE CORNER

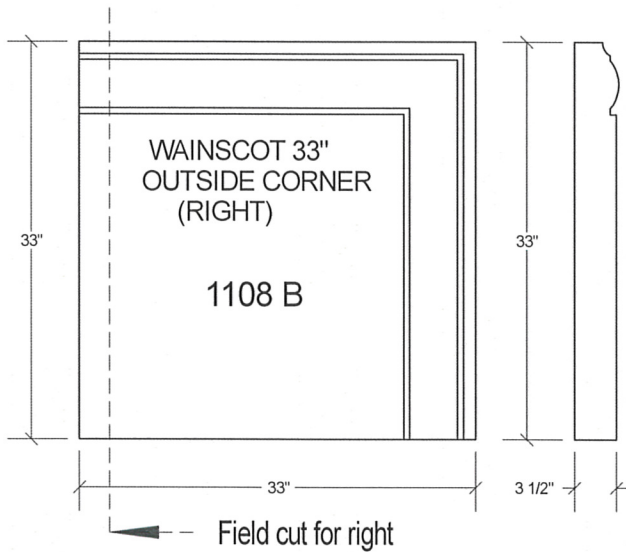
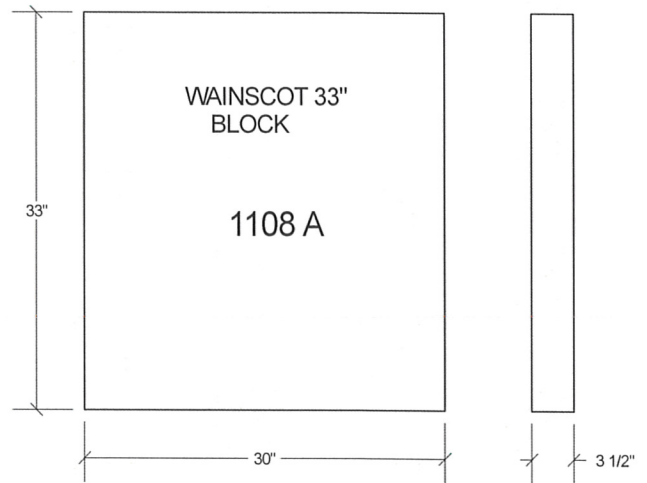


1109 C 33" WAINSCOT
LEFT AND RIGHT INSIDE CORNER
(1109 SERIES)

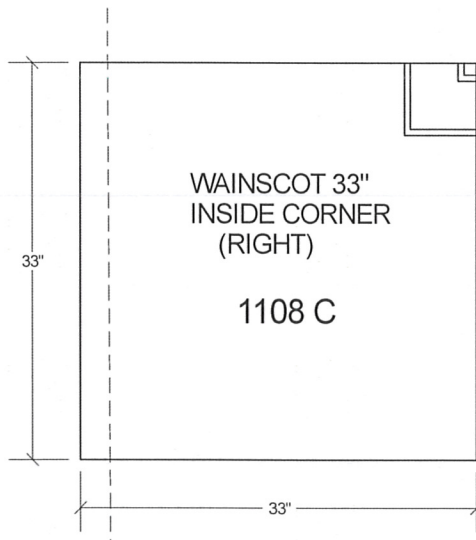
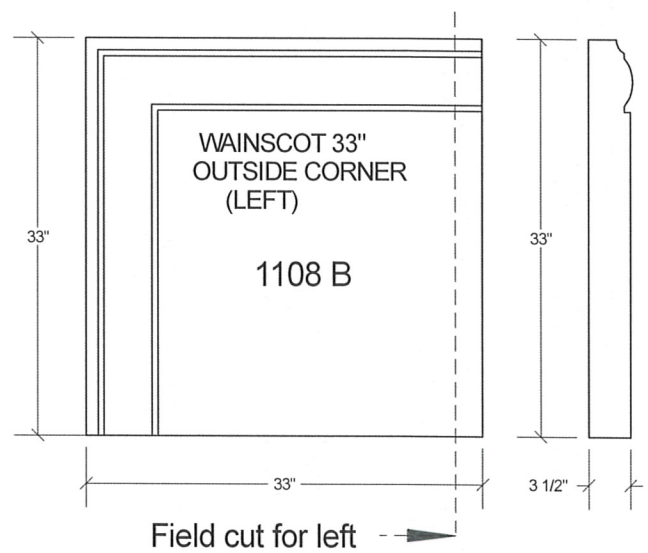




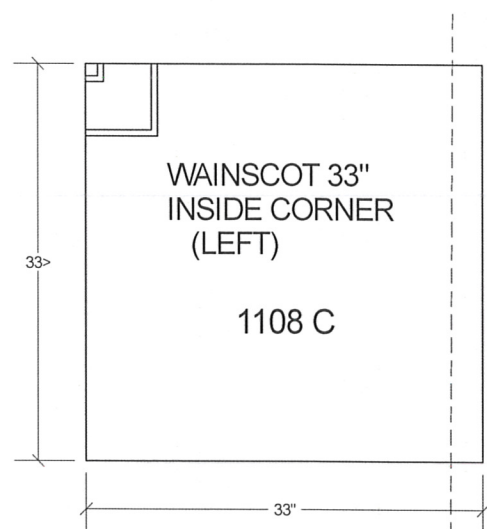
WAINSCOT



Note:
same
part
just
rotated



Note:
same
part
just
rotated





Call for Pricing



Brailsford Cast Stone Inc.
642 West 1300 North
Springville, Utah 84663

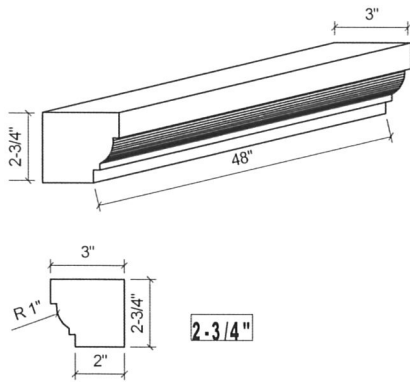
Phone: 801-491-6272
Fax: 801-491-6273
www.brailsfordcast.com

Comments

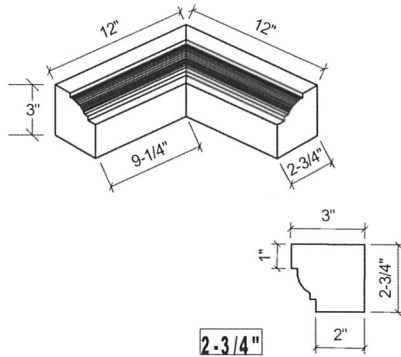


1159 SMALL TRIM STRETCHER

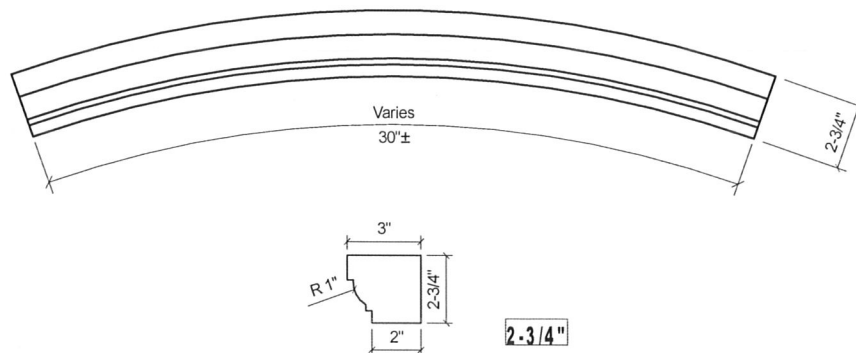
SHOWN AS
HEADER



1160 SMALL TRIM FACE CORNER (1159 SERIES)

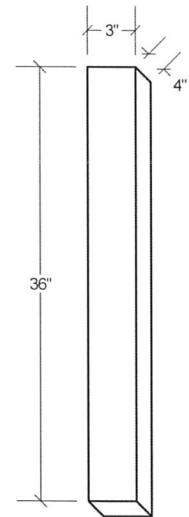


1297 SMALL TRIM RADIUS (1159 SERIES)



WINDOW & DOOR

1128 BLOCK TRIM STRETCHER



3"

Brailsford Cast Stone Inc. specializes in custom made components. Ask for details.



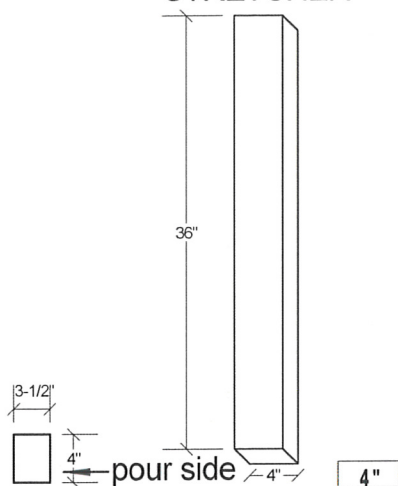
Brailsford Cast Stone Inc.
642 West 1300 North
Springville, Utah 84663

Phone: 801-491-6272
Fax: 801-491-6273
www.brailsfordcast.com

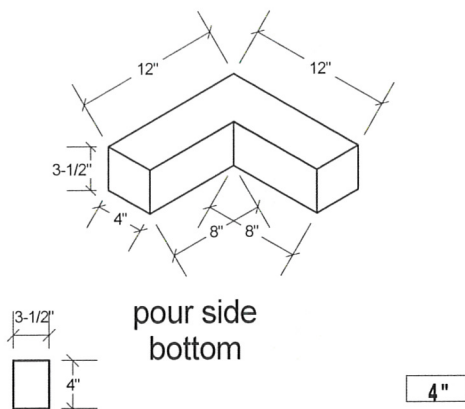
Comments

WINDOW & DOOR (trim)

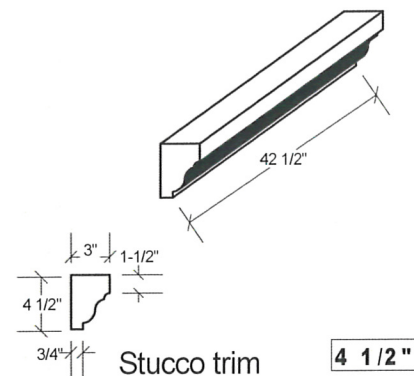
1127 BLOCK TRIM
STRETCHER



1388
CORNER
(1127 SERIES)

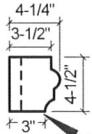
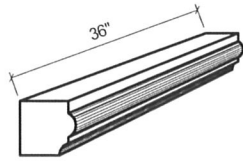


1165 STUCCO TRIM
STRETCHER



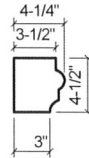
(trim) WINDOW & DOOR

1137 BULLNOSE
TRIM STRETCHER
(1137 SERIES)


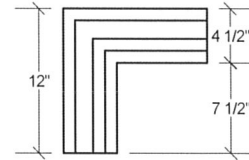


Can sweep for
stucco area typical

4 1/2"

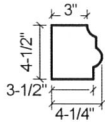
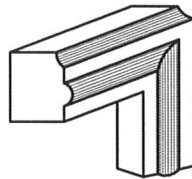
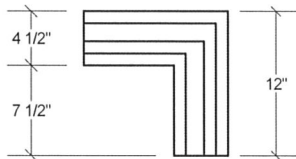


1224 BULLNOSE
TRIM FACE CORNER 90
(1137 SERIES)

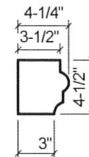


4 1/2"

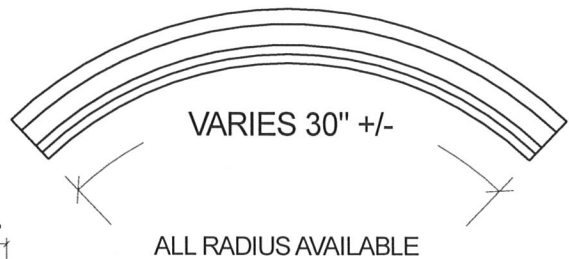
1357 BULLNOSE TRIM
INSIDE FACE CORNER
(1137 SERIES)



4 1/2"

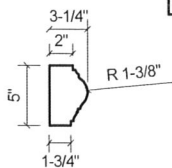
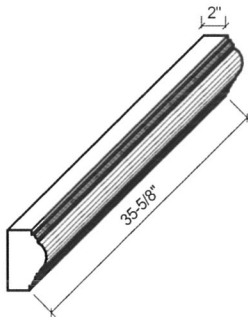


1285 BULLNOSE
RADIUS TRIM
(1137 SERIES)



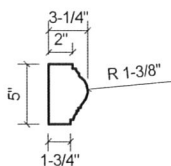
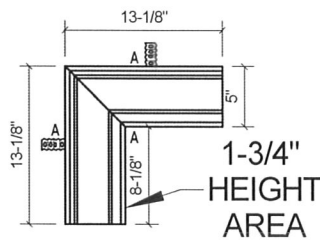
4 1/2"

1443 ROUNDY TRIM
STRETCHER
(1443 SERIES)



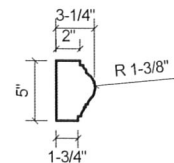
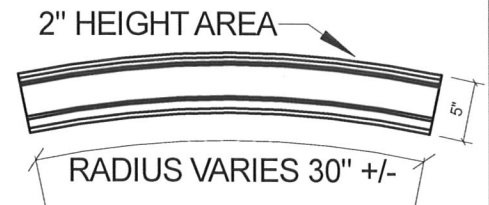
5"

1444 ROUNDY TRIM
FACE CORNER
(1443 SERIES)



5"

1445 ROUNDY TRIM
FACE RADIUS
(1443 SERIES)



5"




Brailsford Cast Stone Inc.
642 West 1300 North
Springville, Utah 84663

Phone: 801-491-6272
Fax: 801-491-6273
www.brailsfordcast.com

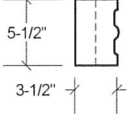
Comments

WINDOW & DOOR (trim)

1436 3 RIB TRIM
STRETCHER
(1436 SERIES)

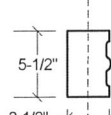
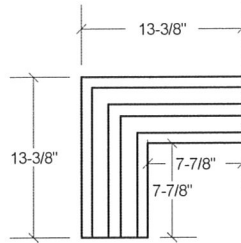


Can Be Swept



5 1/2"

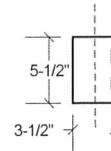
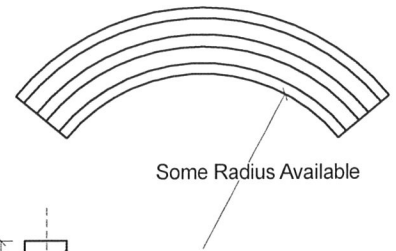
1437 3 RIB TRIM
CORNER
(1436 SERIES)



Can Be Swept

5 1/2"

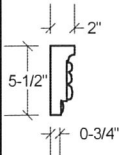
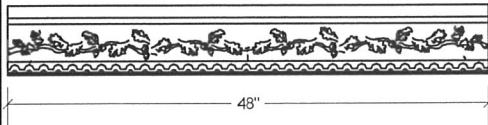
1438 3 RIB TRIM
RADIUS
(1436 SERIES)



Can Be Swept

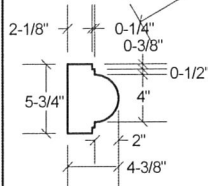
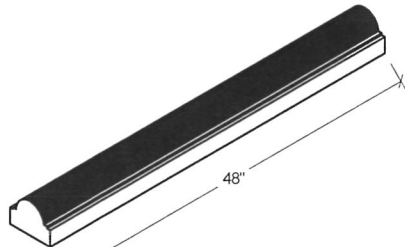
5 1/2"

1426 OAK and ACORN
TRIM STRETCHER
(INTERIOR)



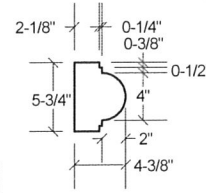
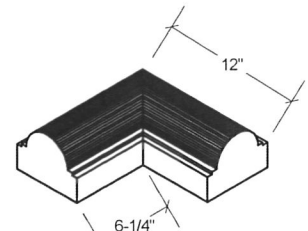
5 - 1/2"

1379 CENTER BULGE
TRIM STRETCHER



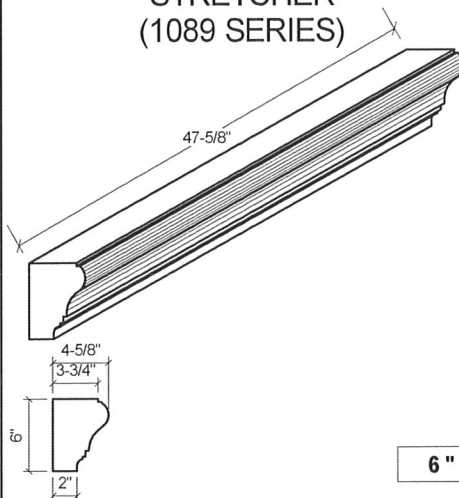
5 3/4"

1380 CENTER BULGE
TRIM CORNER
(1379 SERIES)



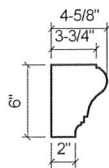
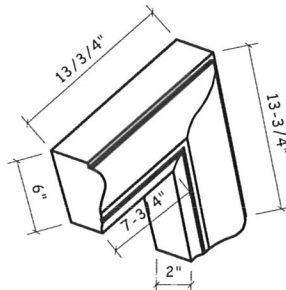
5 3/4"

1089 BULLNOSE TRIM
STRETCHER
(1089 SERIES)



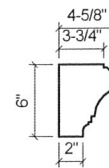
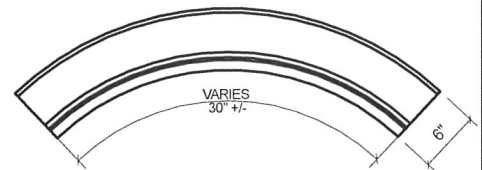
6"

1090 BULLNOSE TRIM
FACE CORNER
(1089 SERIES)



6"

1091 BULLNOSE TRIM
RADIUS
(1089 SERIES)

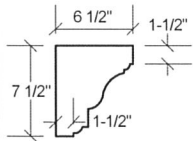
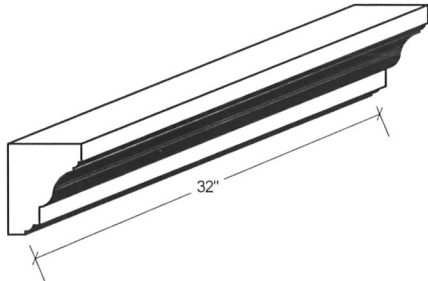


6"



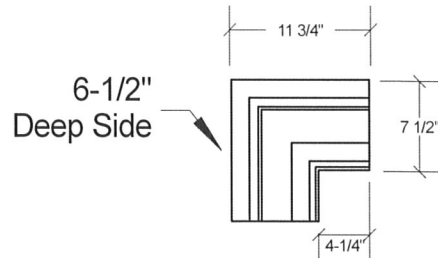
WINDOW & DOOR

1119 DEEP TRIM
STRETCHER



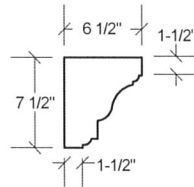
7-1/2"

1120 DEEP TRIM
FACE CORNER 90
(1119 SERIES)

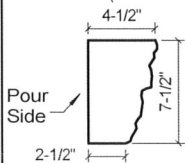
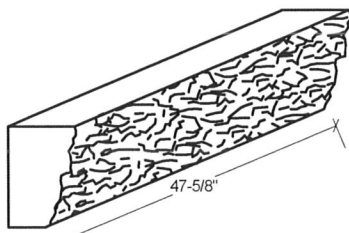


7-1/2"

32" CROWN/SILL
OR WINDOW
SURROUND

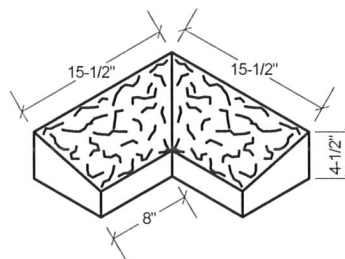


1360 ROCKFACE TRIM
STRETCHER
(1360 SERIES)



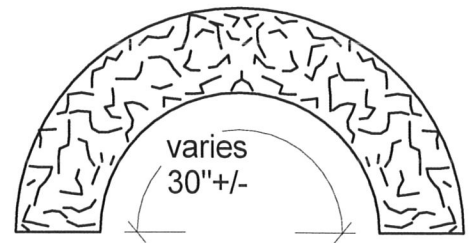
7-1/2"

1389 ROCKFACE TRIM
FACE CORNER
(1360 SERIES)



7-1/2"

1361 ROCKFACE TRIM
RADIUS
(1360 SERIES)



SOME RADIUS
AVAILABLE



7-1/2"



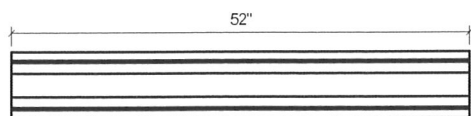
Brailsford Cast Stone Inc.
642 West 1300 North
Springville, Utah 84663

Phone: 801-491-6272
Fax: 801-491-6273
www.brailsfordcast.com


Comments

WINDOW & DOOR

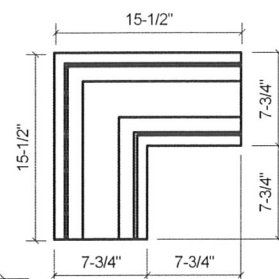
1125 TRADITIONAL TRIM
STRETCHER
(1125 SERIES)



1126 TRADITIONAL TRIM
END PIECE
(1125 SERIES)

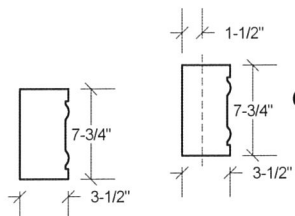
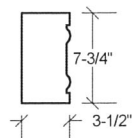


1002 TRADITIONAL TRIM
END PIECE
(1125 SERIES)

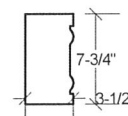


Note: 1125, 1126 and 1002
available in 5" thick

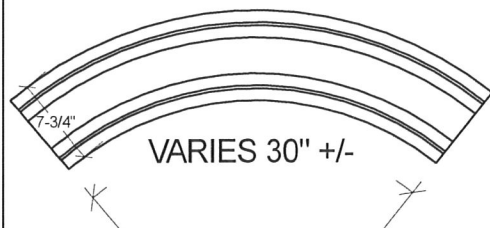
Note: 1125, 1126 also
available in 48" lengths



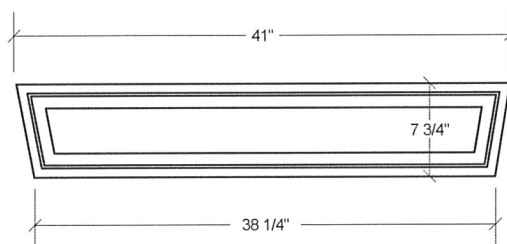
All units
can be swept
for stucco
typical



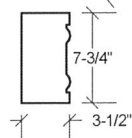
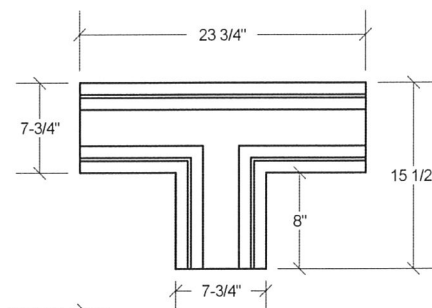
1063 TRADITIONAL TRIM
RADIUS
(1125 SERIES)



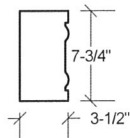
1006 TRADITIONAL
TRIM HEADER 10 DEGREE
(1125 SERIES)



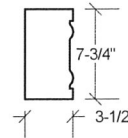
1049 TEE
(1125 SERIES)



7 3/4"

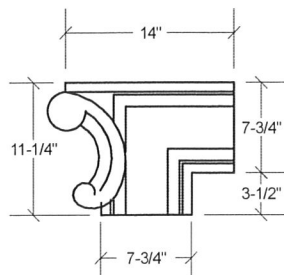


7 1/2"

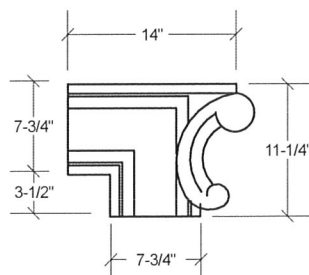


7 3/4"

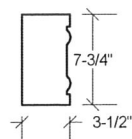
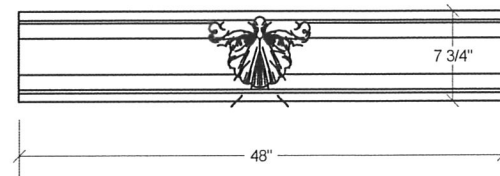
1003 L TRADITIONAL TRIM
CORNER SCROLL LEFT
(1125 SERIES)



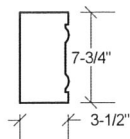
1003 R TRADITIONAL TRIM
CORNER SCROLL RIGHT
(1125 SERIES)



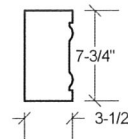
1312 TRADITIONAL TRIM
SEASHELL STRETCHER
(1125 SERIES)



7 3/4"



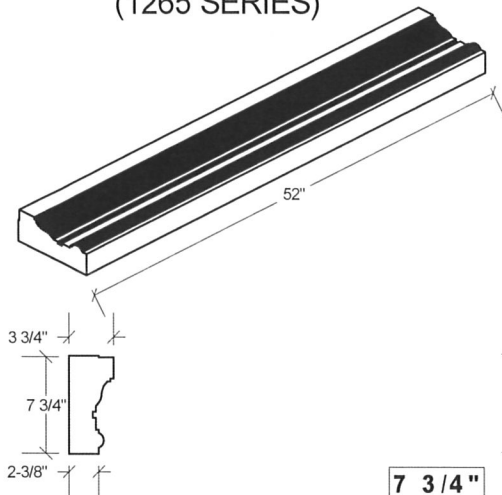
7 3/4"



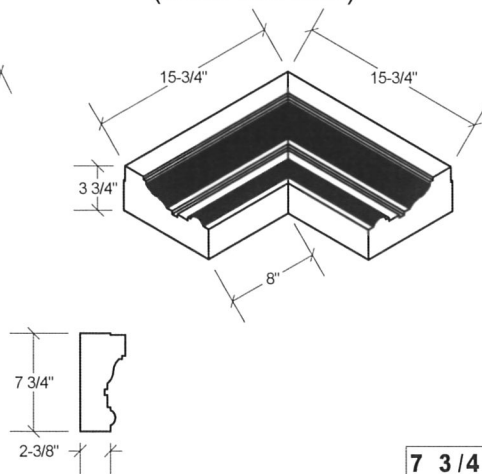
7 1/2"



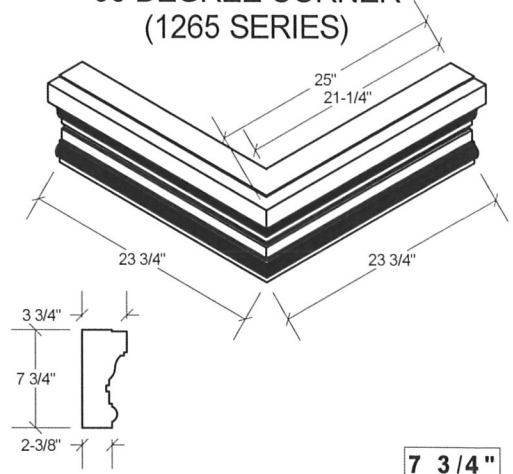
**1265 CLASSIC TRIM
STRETCHER
(1265 SERIES)**



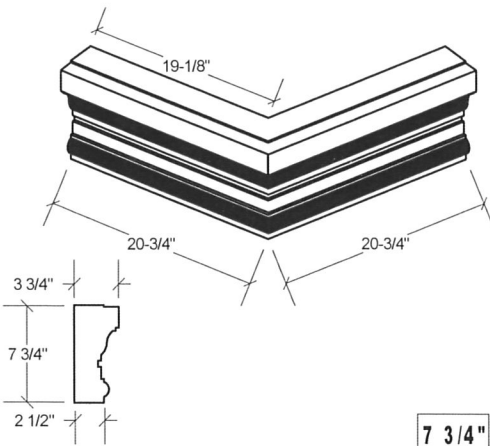
**1266 CLASSIC TRIM
FACE CORNER
(1265 SERIES)**



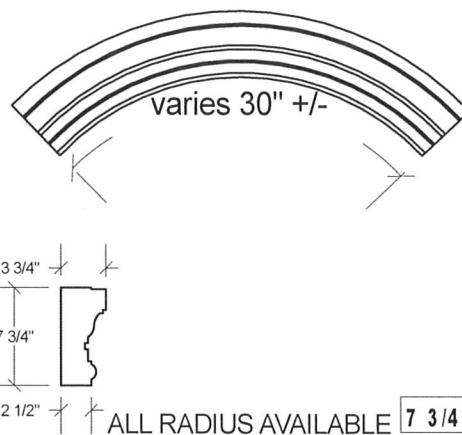
**1267 CLASSIC TRIM
90 DEGREE CORNER
(1265 SERIES)**



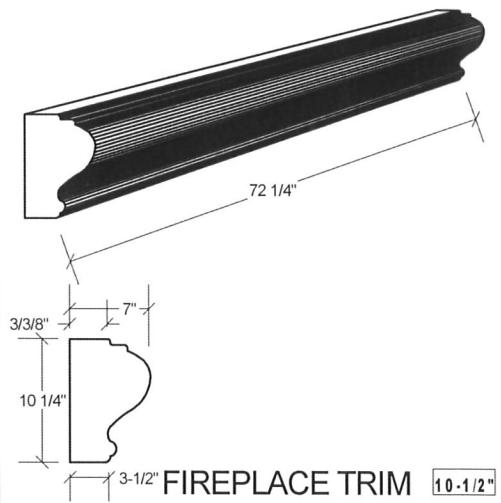
**1268 CLASSIC TRIM
45 DEGREE CORNER
(1265 SERIES)**



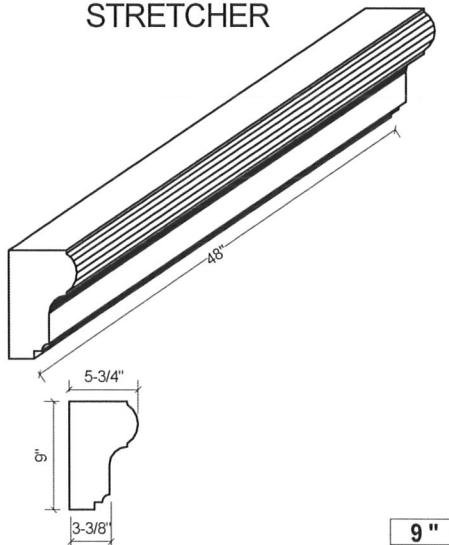
**1064 CLASSIC
TRIM RADIUS
(1265 SERIES)**



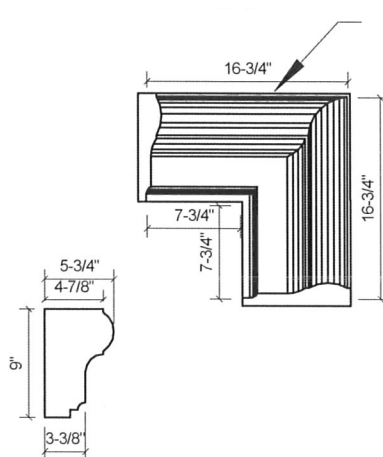
**1294 FIRE PLACE TRIM
STRETCHER**



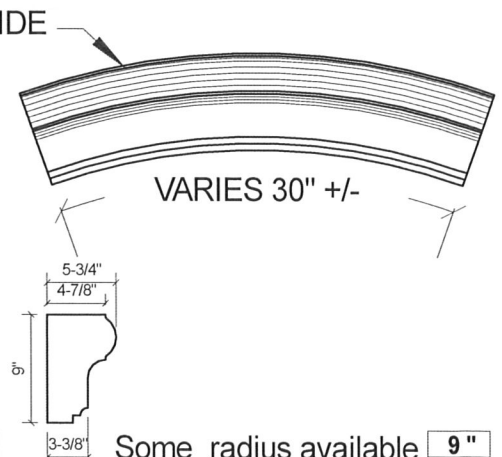
**1440 9" TRADITIONAL TRIM
STRETCHER**



**1441 9" TRADITIONAL TRIM
FACE CORNER
(1440 SERIES)**



**1442 9" TRADITIONAL
TRIM RADIUS
(1440 SERIES)**



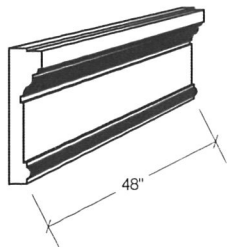
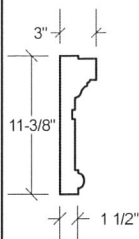
Brailsford Cast Stone Inc.
642 West 1300 North
Springville, Utah 84663

Phone: 801-491-6272
Fax: 801-491-6273
www.brailsfordcast.com

Comments

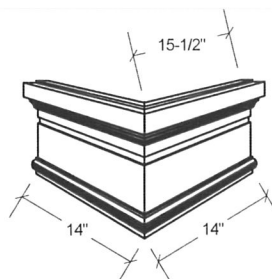
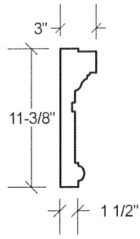
WINDOW & DOOR

1009 STRETCHER
(1009 SERIES)



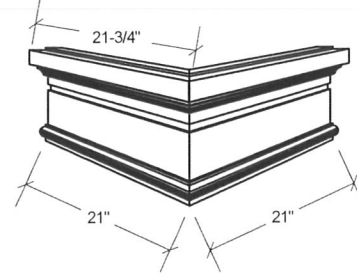
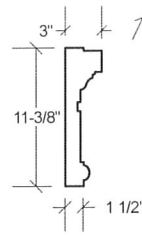
11-3/8"

1010 CORNER 90 DEGREE
(1009 SERIES)



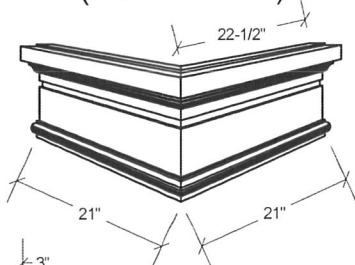
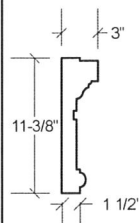
11-3/8"

1129 OUTSIDE 45 DEGREE
(1009 SERIES)
45 DEGREE



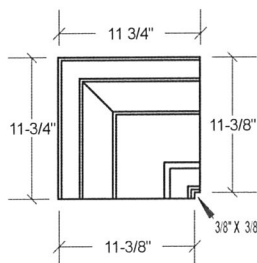
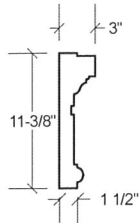
11-3/8"

1130 CLASSIC TRIM
OUTSIDE CORNER 90 DEGREE
(1009 SERIES)



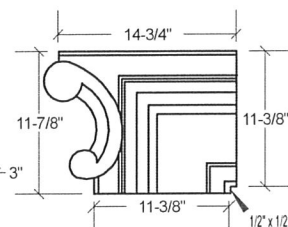
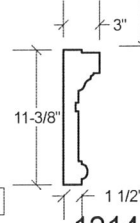
11-3/8"

1232 CLASSIC TRIM
FACE CORNER
(1009 SERIES)



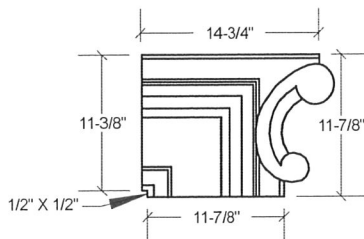
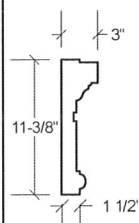
11-3/8"

1358 L CLASSIC TRIM
SCROLL LEFT CORNER
(1009 SERIES)




11-3/8"

1358 R CLASSIC TRIM
SCROLL RIGHT CORNER
(1009 SERIES)



11-3/8"

1250 CLASSIC TRIM
RADIUS
(1009 SERIES)

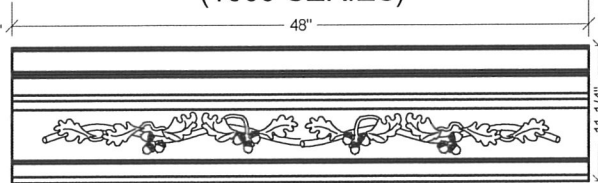
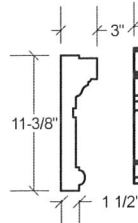


11-3/8"

1214 CLASSIC TRIM
ROSETTE WITH SPRAY
(1009 SERIES)



1409 CLASSIC TRIM
OAK LEAVES
(1009 SERIES)

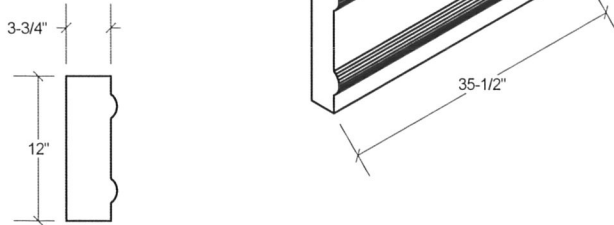


FRONT VIEW



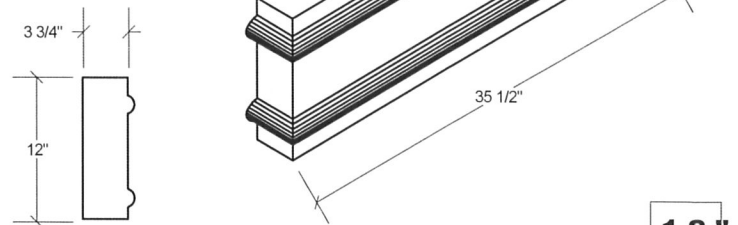
WINDOW & DOOR

1141 RENNICK TRIM
STRETCHER
(1141 SERIES)



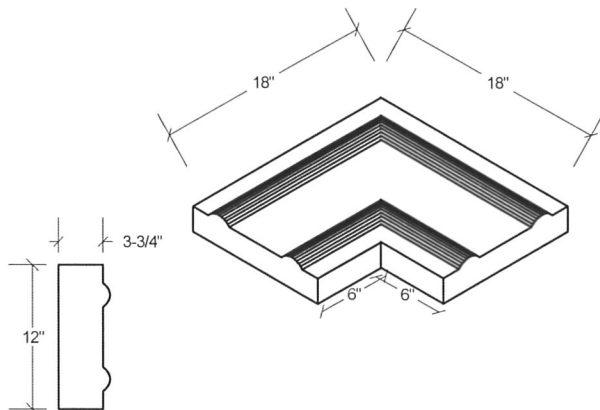
12"

1286 RENNICK TRIM
END CORNER
(1141 SERIES)



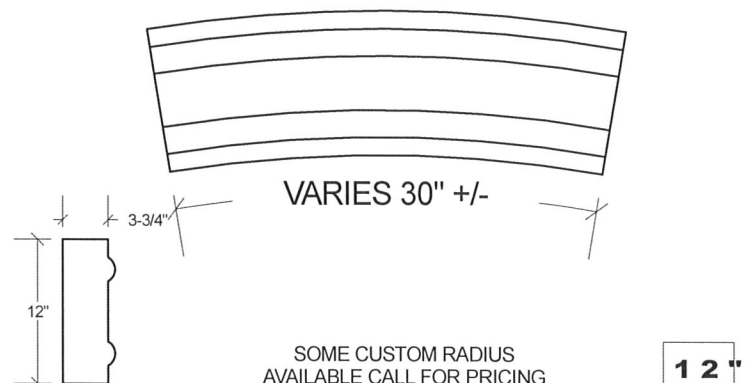
12"

1142 RENNICK TRIM
FACE CORNER 90°
(1141 SERIES)



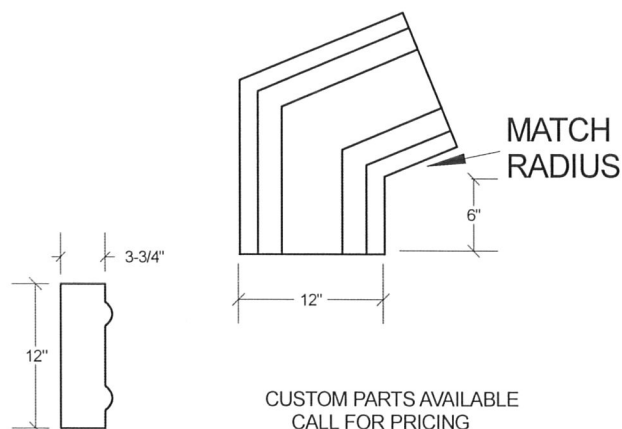
12"

1284 RENNICK
TRIM RADIUS
(1141 SERIES)



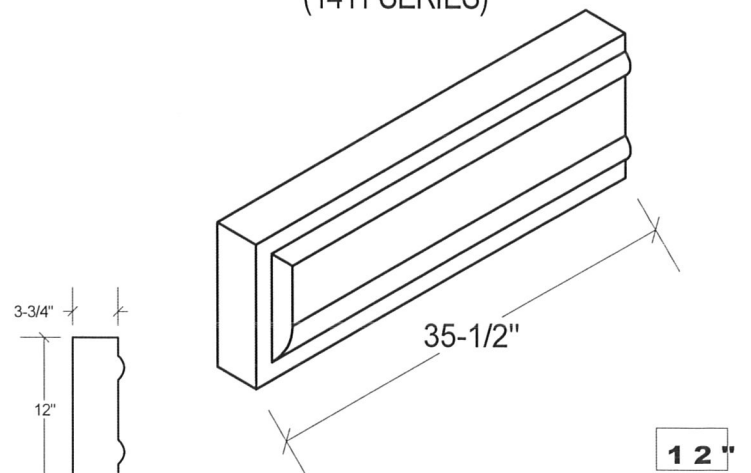
12"

OFF ANGLE
RADIUS CORNER
(1141 SERIES)



12"

1287 RENNICK TRIM
TERMINAL END
(1411 SERIES)



12"



Brailsford Cast Stone Inc.
642 West 1300 North
Springville, Utah 84663

Phone: 801-491-6272
Fax: 801-491-6273
www.brailsfordcast.com

Comments

The BRAILSFORD CAST STONE Fireplace



Important Fireplace Information

Brailsford Cast Stone Inc. pricing and estimates do not include installation, labor or related cost. On the other hand, our knowledge of pre-cast may be of assistance to you or your installer. B.C.S.I. accepts no responsibility for installation or respective installers.



Brailsford Cast Stone fireplaces are made up of many components. In most cases, many of the components will require extensive field cutting. Most brick masons will have the equipment and knowledge to proceed with installation. Call for recommendations of installers or procure an estimate from a local contractor.



Most of the B.C.S.I. fireplace designs can be adapted to fit your needs. Professional drawings will be provided to serious clients and related cost will be built into the estimate. To proceed, the B.C.S.I. design team would need the following: (1) Size or extent of insert or fireplace opening. (2) The parameters we must stay within. For example, ceiling height, where your firebox sits on the wall, windows and doors etc. (3) Dimensions of wall pop-outs, special framing or pre-set structural information.


Be sure there is sufficient backing in all areas where fireplace may be attached to the wall. This should be done before sheetrock is attached. For further information call a Brailsford representative.



Brailsford Cast Stone fireplaces come in a variety of colors and textures. Ask a salesperson for information and availability. For further information about fireplace installation see the Specifications and Instructions section.



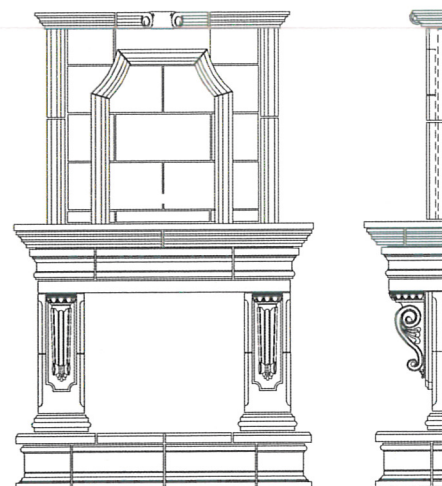
The Astoria



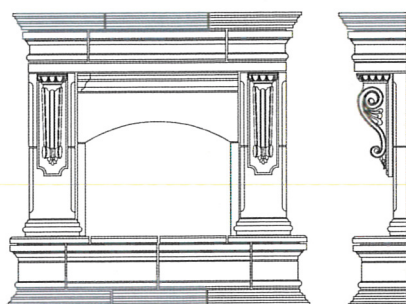
The Blenheim



The Brailsford Series




Brailsford VI



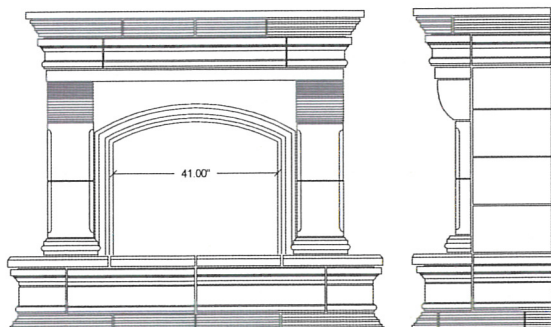
The Bodega Bay




Cedaridge




Briarwood Series




The Chateau




The Bristlecone Series



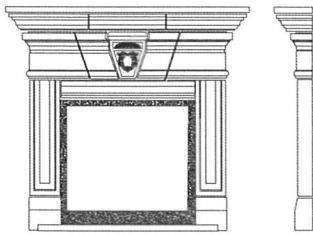
The Chesapeake



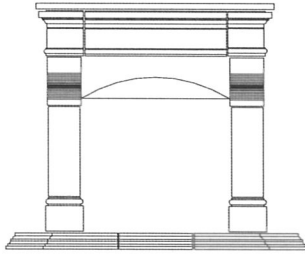
The Cottage



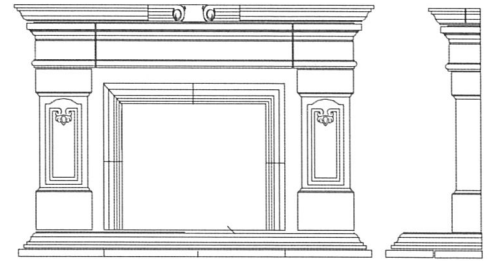
The Devonshire



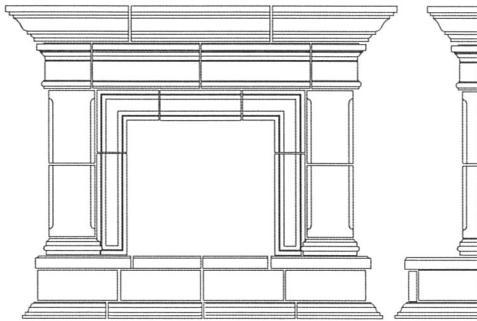
Dover



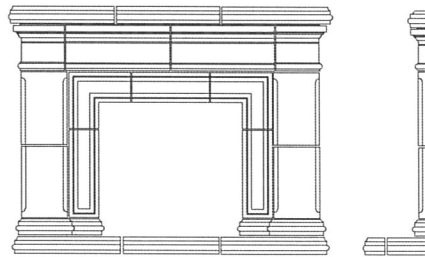
The Estate
Series



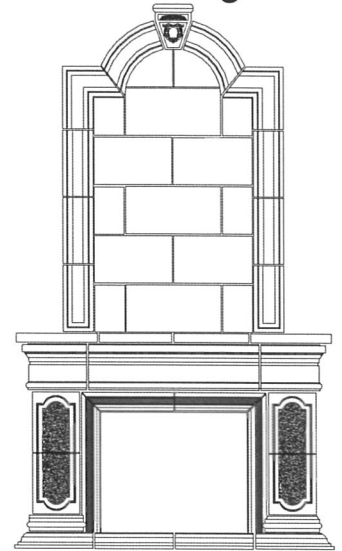
The Hamilton
Series



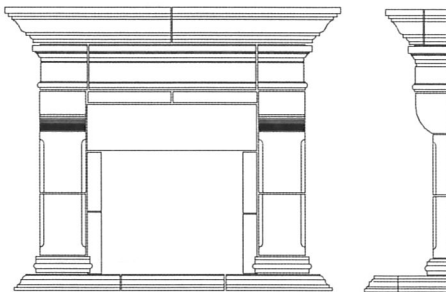
The Hamilton IV




The Georgia




The Manhattan
Series




The Manor




The Monte Christo




The Madison



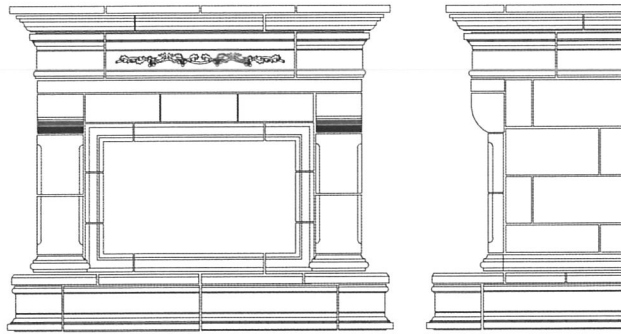
Mt. Vernon




The Marselle



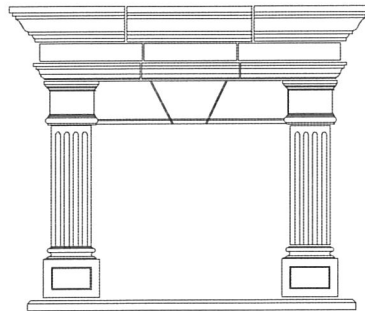
The Palladian




The Stonewood




The Tarascon




The Venecia




The Verdon




The Vermont IV



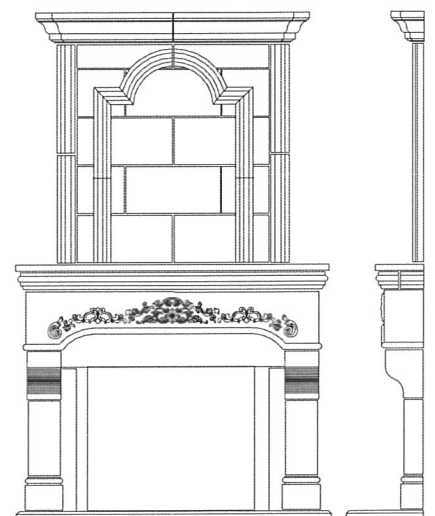
Vermont III




The Victoria




The Stafford



The Villa



The Vinyard





SECTION IV

Pictorial






Love Conquers all
















SECTION V

Specifications and Instructions



Anchoring Systems

Installation

Maintenance and Care

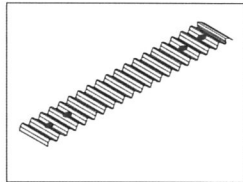
This section contains general recommendations and instructions for the installation and care of pre-cast concrete. It is intended only as a general guide based upon Brailsford's own experience with pre-cast products. Brailsford Cast Stone Inc. is not responsible for installation or respective installers. Brailsford Cast Stone Inc. recommends licensed experienced and qualified contractors for installation of pre-cast concrete. Moreover, Brailsford Cast Stone Inc. excepts no responsibility for conditions such as load capacity, anchoring, on-site workmanship or how BCSI products are used, in conjunction with other manufacturers products. Brailsford Cast Stone Inc. reserves the right to amend, withdraw or make changes to its products and specifications at anytime without written notice to customers, designers and users. BCSI can provide suggestions and advice for the satisfactory solution to manufacturing and installation problems. However, Brailsford Cast Stone Inc. defers ultimate responsibility to the contractor, design team and structural engineer for proper product usage and applications.

Anchoring Systems

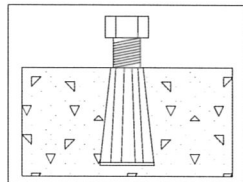
Anchoring is always recommended, especially when attaching heavy objects to substraights, posts or interior walls. Brailsford Cast Stone Inc. installs basic anchoring systems in most of it's components but some may require additional methods to secure or attatch properly. Upon written request BCSI can modify its anchoring systems to meet specific needs. It can be especially advantageous to bolster up or reinforce walls and substraights prior to appli-cation. Always check with your builder or engineer prior to manufacturing to make sure the procedure meets with local codes or required specifications. Below are some basic sugges-tions and illustrations for attaching pre-cast concrete.

Suggested methods may include at least one or more of the following:

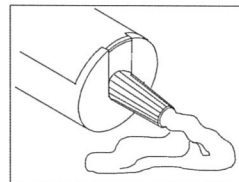
Corrugated wall ties



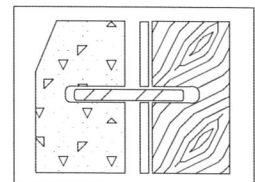
Plastic inserts and bolt



Adhesives and mortar

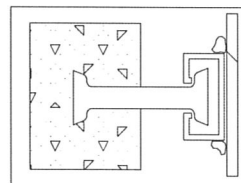


Rebar or allthread with Epoxy

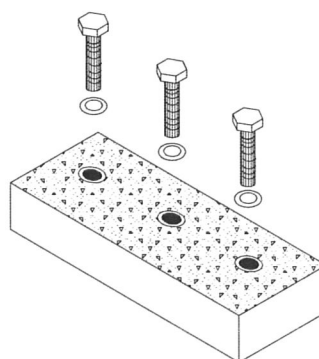
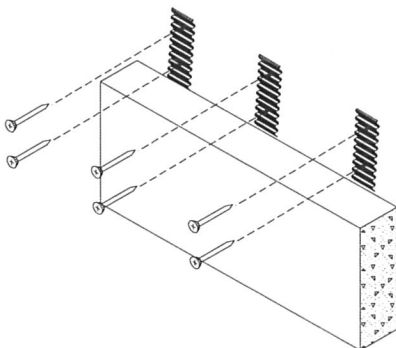
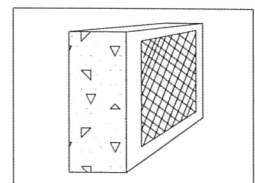


Most Brailsford components include, corrugated tie straps, metal lath inserts or plastic inserts for threaded studs. Each embedded on the pour side.

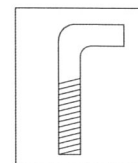
Commercial grade inserts (welding and bolting)



Lath inserts



Alternative: J-Bolt



Note: Some suggested backing may include studs, plywood, chipboard, block, or cement board. Anchors and inserts are available in various sizes. Please inquire.

Installation

Brailsford Cast Stone does not install pre-cast but would be more than happy to recommend a qualified installer for your convenience. BCSI can work closely with your installer, however, BCSI will not be held liable for installation or respective installers.

A quality brick mason would provide your best options for installation but it remains the responsibility of the owner or contractor to research workmanship, availability and contractor experience.

Pre-cast concrete components are sold and distributed in standard lengths and in most cases require field-cutting. It is recommended that all components are laid out and that a well thought out plan-of-attack is in place.

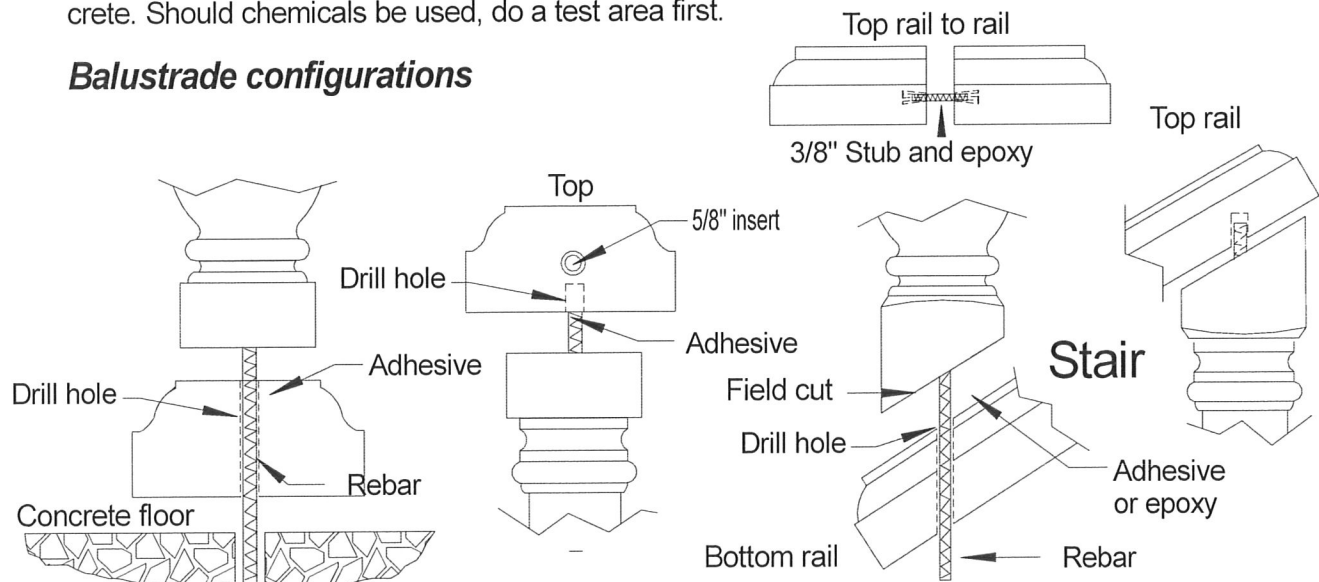
All joints should maintain a 3/8" spacing, raked out to be filled in later with caulking. With color matched grout it is best to try a small area to insure it is correct. Use of grout bags are highly recommended to insure quality injection and ease.

Units can be attached with mortars, adhesives, and epoxies. BCSI recommends latex additives for greater strength and bonding capability. Use premium grade products, compatible with concrete.

Cleaning during project

Cleaning your concrete should be done periodically or in sections throughout the course of the project. Use clean water to wipe clean. BCSI does not recommend acids or chemicals for cleaning. You may risk changing the color or texture and damaging your concrete. Should chemicals be used, do a test area first.

Balustrade configurations

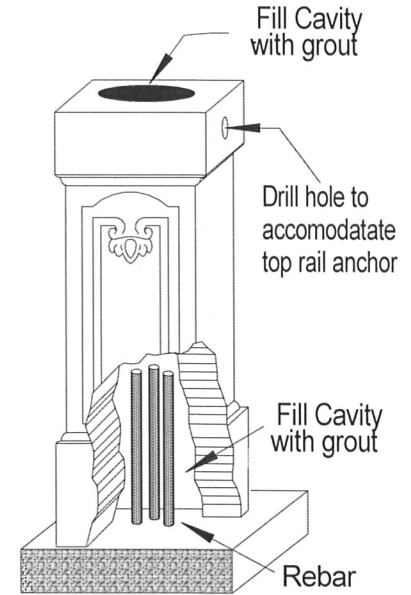


Note: Some applications may require that the rebar be inserted through the bottom rail and into the sub-floor for attachment as shown above. Rail to rail inserts are included as well as rebar stub outs. Angle cuts for stair balustrades can be done by BCSI.

Newel Post

Newel posts generally can provide added support to walls and balustrades and act as a standard to other components as well as adding beauty and variety to your project. Because these components may involve additional weight, it is important that you check with your architect or engineer before adding balustrades and newel posts to questionable areas.

Anchors and/or brackets may be used to secure your balustrades and components, as well as other methods such as the diagram shows to the right.



Suggested configuration: Rebar through center with grout fill.

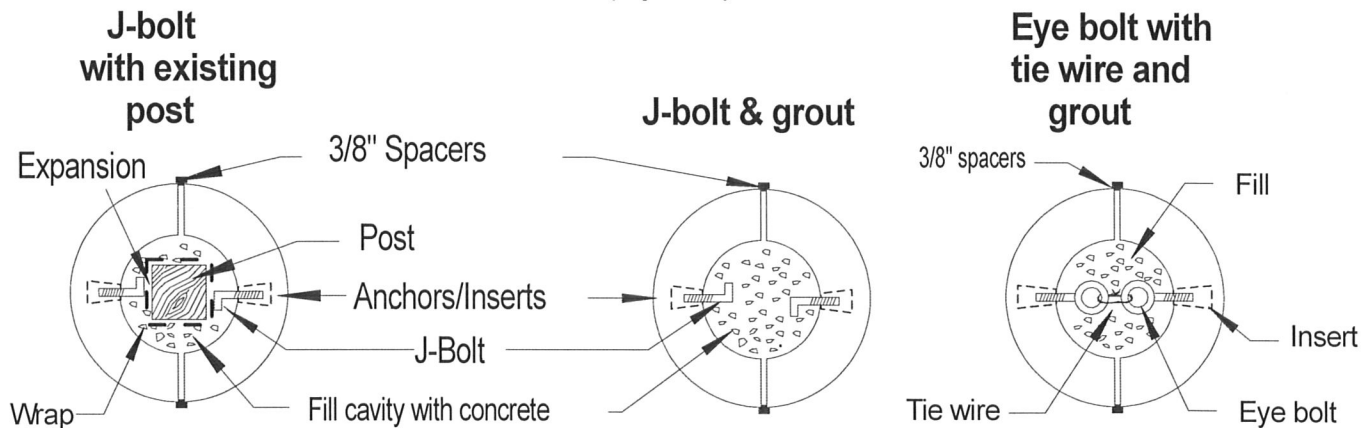
Columns

Pillars or columns can be breathtaking if installed properly. The same rule applies, always plan and prepare for your pillar installation. Below are some diagrams and suggestions to help in the installation process.

Column components are generally made up of different sizes and shapes and fit together like a puzzle. BCSI generally will mark or indicate each piece. Some will require field cutting so it is a good idea to lay everything out first. Other columns may be solid or split, but the same rules usually apply.

Note: Columns are provided with internal 3/8" inserts to accommodate anchor bolts, eye bolts, or welding plates.

**Grouted columns
(top view)**

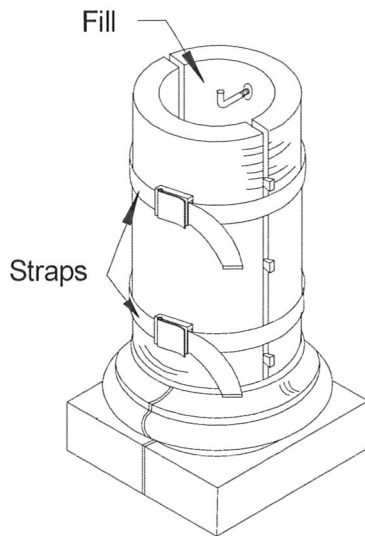


Note: Wood or metal posts allow clearance for expansion between post and pre-cast. When grouting columns, always use an exterior clamping system. Nylon cargo straps with adjustable ratchets work well. Metallic clamping devices may cause chips and stains. It is recommended that all wood posts be wrapped to allow for 1 1/2" expansion.

Columns continued:

Solid columns are provided with rebar stub-outs on the top and bottom. Also included is a 5/8" threaded steel insert in the top for securing to upper supports.

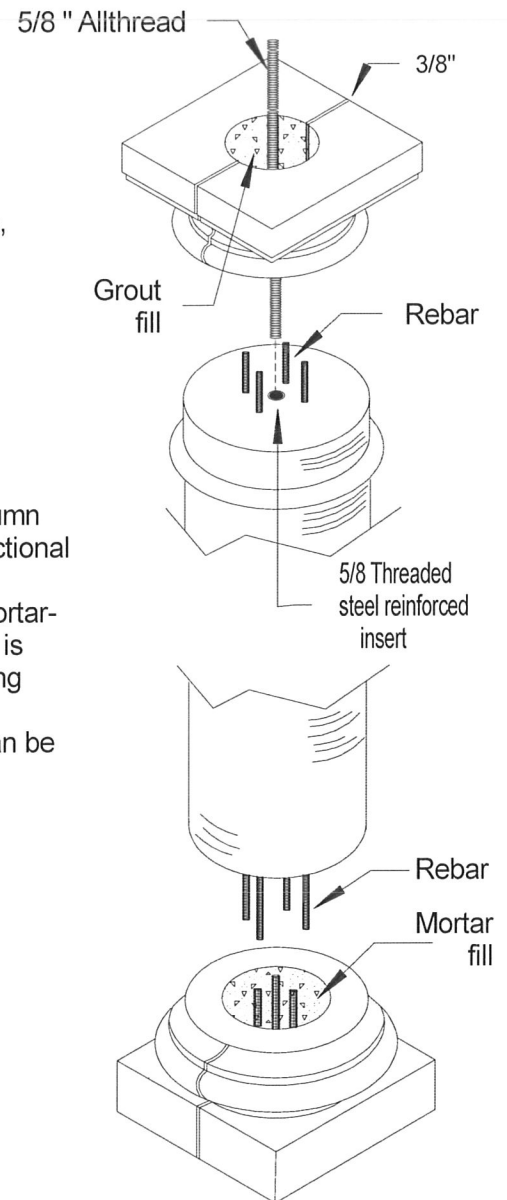
Other configurations for the attachment of columns are available. Steel brackets, plates and special parts can be ordered for welding applications but must be indicated in advance of manufacturing.



To the left is a diagram of how column components may fit together in a sectional configuration. While maintaining a 3/8" spacing, mortaring your joints before the fill material is added can keep the grout from spilling through the joints. In most cases, the bottom section can be field cut to accommodate height.

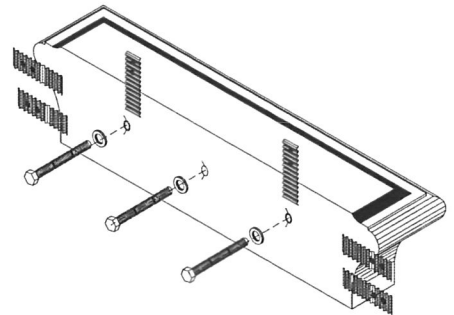
3/8" spacers

As indicated to the right, the bottom section contains rebar stub-outs which are positioned to imbed through the base into the structural portion below. Rebar can also come up through the base from the floor or foundation to give added strength.



Sills and Crown

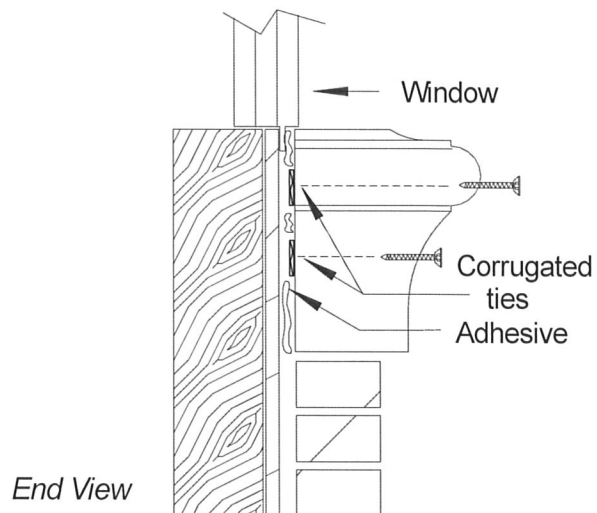
Depending on what sill or crown you are installing, weight can be a significant factor. BCS installs corrugated straps and/or threaded inserts for your convenience. One sometimes must be creative when figuring how to attach heavy components to sub-straights or walls. Be aware of backing and studs. Consider putting added support where necessary. Always use epoxy or a construction adhesive where possible. It may prove to be your best friend.



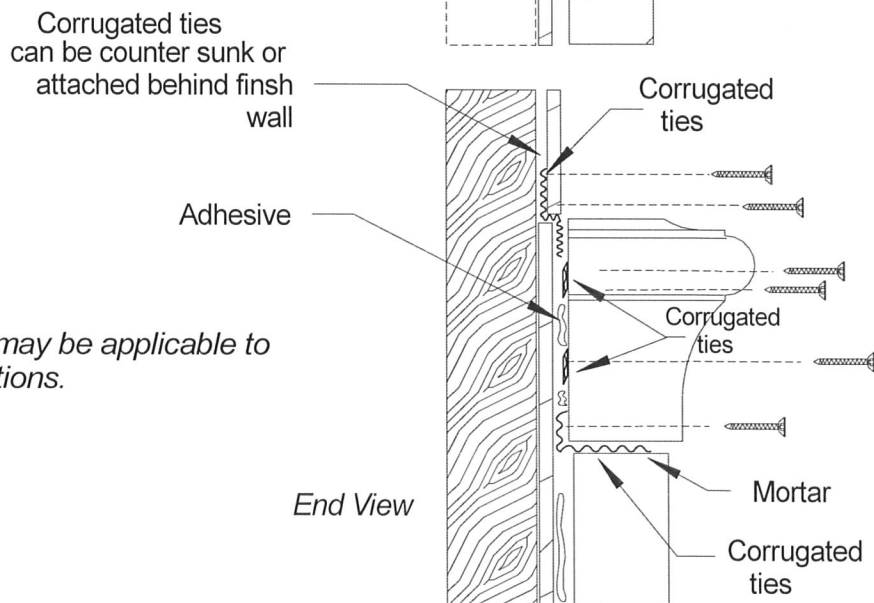
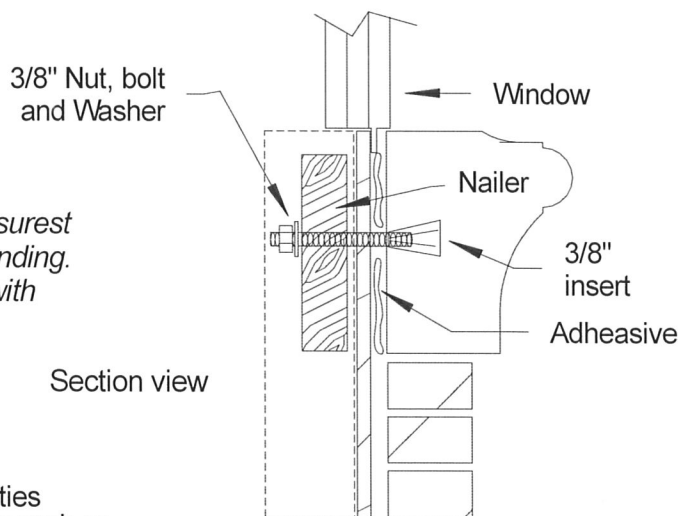
Sill and Crown continued:

The following are a few examples of proven methods of attaching heavy components.

Note: Use adhesive and corrugated ties wherever it is possible, assuring a strong bond.



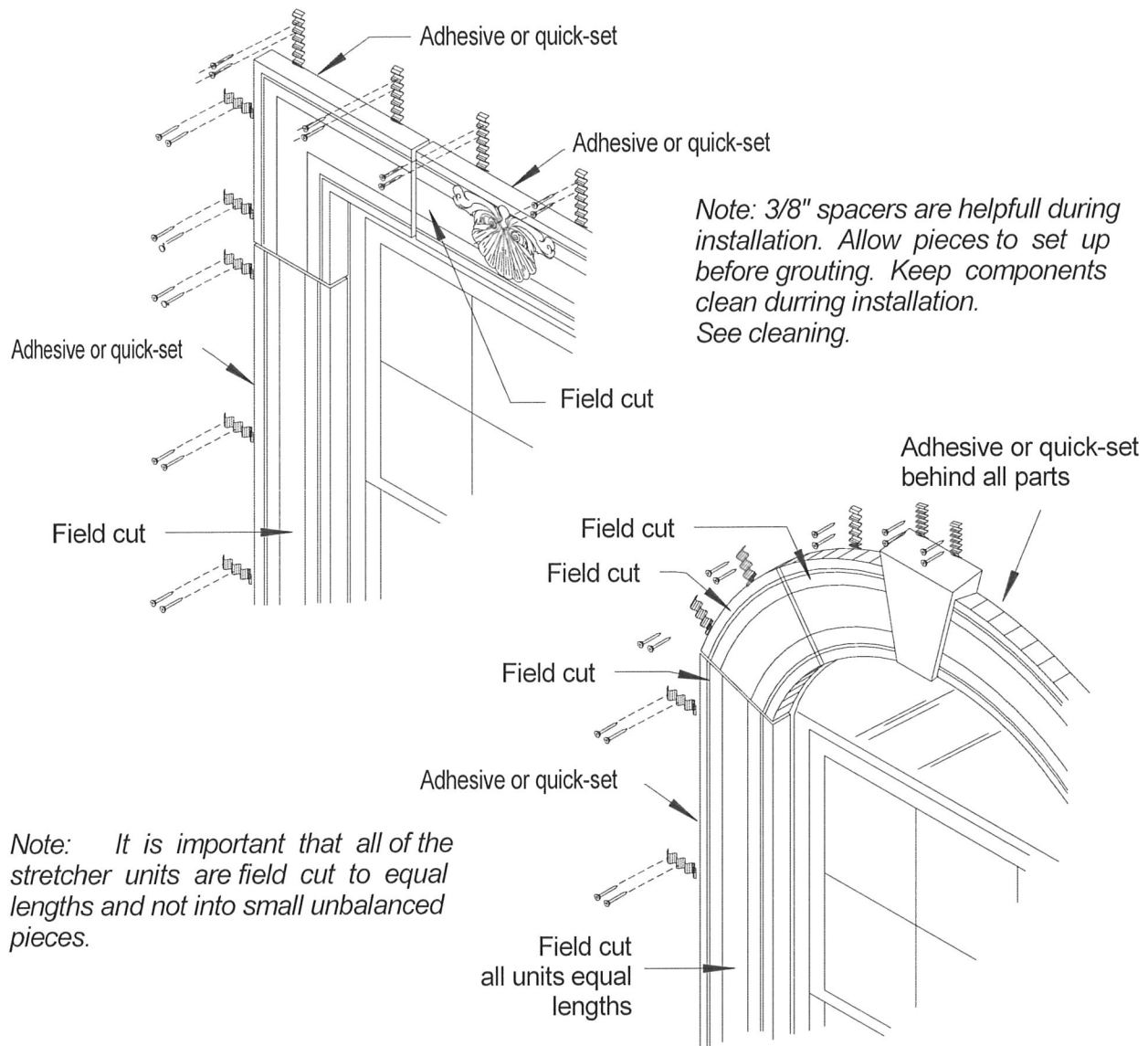
Note: The bolt - on reinforcement method is the surest way to attach heavy mantles, window sills or banding. Use a 3/8" nut, bolt and washer in combination with adhesives and mortar.



Note: The diagram to the right may be applicable to many other component installations.

Window and Door banding and trim

Window and door surrounds are not difficult to install, but it could be wise to have your mason or general contractor install them. Pre-cast should be installed before brick, stucco or siding. Like other components, they are provided with corrugated ties to help with attaching. Grabbers and adhesives work well. Field cuts will be necessary and amounts used may depend on how it is layed out. Here is a simple diagram of how a window may be arranged.



Brailsford Cast Stone tries to provide ample pieces in it's bidding process and will add extra pieces in large orders to account for breakage and errors. Therefore there could be some scrap pieces due to lay-out, field cuts and overrun.

Fireplace installation

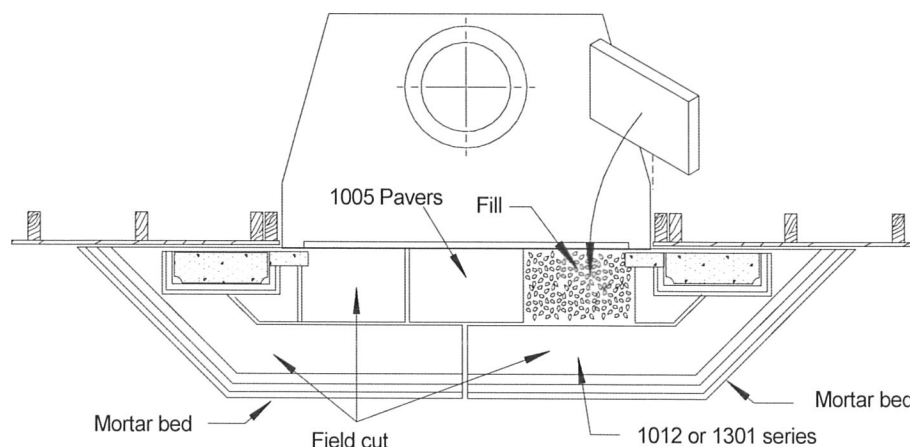
Brailsford specializes in an expanding line of fireplace facings and components. Another great advantage that BCSI retains is its ability to mix and match many of its components to achieve a myriad of results. This is accomplished during the development stage and it allows for creative versatility. For the most part, a fireplace is erected from the floor up, drawing strength and reinforcement collectively. The hearth, the plinths and surrounds, the mantle, the risers and crown. Using good common sense and having the right tools, you can create a breathtaking fireplace.

Note: Before installing your pre-cast fireplace, make sure there is adequate backing and reinforcement in areas where necessary. Having somewhere to screw or fasten components, makes for a strong and secure fireplace.

the Hearth (view)



Top view Section





WARRANTY

Brailsford Cast Stone Inc. warranties pre- cast concrete products for one year from the purchase date against defects of materials or manufacturing and workmanship. BCSi may replace or opt to repair free of charge defective components upon review but does not include replacement costs and /or labor and parts to do so. BCSi does not warranty independent contractors, installers and/or supplies and materials used by such. BCSi recommends qualified licensed contractors and may provide referrals upon request. BCSi also recommends reasonable care and maintenance, including water proofing, to ensure lasting results and effect of warranty.



